

# QUIK\_SELECT'R

## CABLE ACCESSORY SELECTION GUIDE

### HOW TO USE THIS GUIDE: IT'S AS EASY AS 1, 2, 3

1. Use the index pages to select cable accessories for single core or three core cables.  
Find the voltage class and cable type (15 kV tape shielded, etc.) and turn to the respective page and section
2. Find your conductor size
3. Select the products you need across the conductor size line

### PURPOSE OF THIS GUIDE

This guide has been developed to assist contractors, estimators and sales people doing takeoffs or responding to bid requests. The guide allows you to find a wide variety of products that will save valuable time and man hours on the job. For example: if you have 1/C, 2/0 AWG, 5 kV copper tape shielded cable and 3/C armored, 350 kcmil, 15 kV copper tape shielded cable to be installed, at a minimum you will need to consider ordering the following:

- Live front terminations (indoor or outdoor) or dead front elbows
- Straight joints
- End caps if the cable will not be terminated or spliced within 24 hr
- Jacket repair sleeves to repair damage during shipment or during the cable pull
- Motor termination kit for hook-up to a 5 kV circuit

The descriptions on page 190 provide further details on the product application and uses on 1/C and 3/C cables

## PRODUCT OPTIONS

## CABLE ACCESSORY DESCRIPTIONS

### 1/C TERMINAL SEAL




### 3/C TERMINAL SEALS



>1 kV 1/C, 3/C AND 3/C ARMORED LOW VOLTAGE TERMINAL SEALS

CFM medium wall tubing is used to seal low voltage cable to the terminal. The tubing is supplied in 48 in lengths and cut to size for 1/C terminal seals. CCB cable breakout boots are combined with the CFM Tubing to seal the crotch area where the individual phases exit the common jacket. Separate sealant is used to seal ground wires.

### 1/C INDOOR & OUTDOOR



### 3/C INDOOR & OUTDOOR



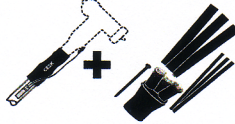
5 - 35 kV, 1/3, 3/C (ARMORED) MEDIUM VOLTAGE LIVE-FRONT TERMINATIONS

CT series terminations are supplied as either indoor or outdoor, live-front terminations. Indoor is where the termination is not exposed to direct precipitation (CT xxx or CT xxxG). Outdoor kits are for when the termination is exposed to direct precipitation (CT xxxE or CT xxxEG). Termination kits for unshielded cables are suitable for both indoor and outdoor applications. Three core kits are for armored and unarmored cables. They use three, single core terminations plus a conversion kit.

### 1/C ELBOW SEAL KIT



### 3/C ELBOW SEAL KIT



1/C, 3/C (ARMORED) DEAD-FRONT ELBOW SEAL KITS, W & W/O GROUND KITS

CESK series kits seal and mechanically reinforce dead-front, load break elbows. CESK (G) kits are the same as above but include an external grounding kit for tape shield cables. Three core cables can be totally sealed with a CT3MODx kit to convert the three core cable into three, single cores, and adding the three CESK or CESK(G) kits for the elbow seals.

### 1/C SPLICES



### 3/C SPLICES



600 V - 1 kV, 1/C AND 3/C (ARMORED) SPLICES

600 V - 1 kV, CFM series heavy wall tubing is supplied in 48 in tubes for field cutting. The tube is cut so that it is at least 4 in longer than the butt splice it is insulating and sealing. A separately purchased CRDW wraparound sleeve is combined with the three CFW tubes to seal across the spliced three core cable from jacket to jacket.

### 1/C JOINTS W/TUBE JACKET



### 3/C JOINTS



5 - 35 kV, 1/C AND 3/C (ARMORED) SPLICES

CJ series joints are for 1/C joints with a lower cost tubular splice jacket for some 8 - 35 kV joints. A wraparound jacket sleeve version is provided for the longer joints, including all 3/C and 3/C armored joints. Joints do not come with butt splice connectors. Parallel crimp connectors are provided for connecting the drain wires to the ground braid and constant force springs are provided for attaching the braid to the metal tape shield on CJ xx20 series kits.

### 1/C & 3/C JACKET REPAIR




### 1/C & 3/C END CAPS



600 V - 35 kV, 1/C AND 3/C (ARMORED) JACKET REPAIR AND END CAPS

CRDW and CRLS are wraparound repair sleeves for insulation and jacket repair on cables rated to 1 kV and for jacket repair only above 1 kV. CRDW has stainless steel channels to hold the rails and form a tube. CRLS is RAIL-LESS®. CRDW is unsuitable for 5 kV unshielded cables because of the stainless steel channels. They are acceptable for jacket repair on all shielded cables 5 -- 35 kV. CCAP series end caps are for live-ending up to 1 kV, 1/C cables and for sealing all other cables.

### 600 V AND 5 kV STUB OR IN-LINE MOTOR CONNECTIONS



600 V AND 5kV, MOTOR CONNECTION KITS

CMTK motor connection kits are available in two configurations: the stub type which take up the least room in the motor box, and the in-line type where generous space is provided by the motor box. The CMTK 10V (stub) and CMTK 10L (in-line) series kits are rated to 1 kV (480 V motors). CMTK 50V (stub) and CMTK 50L (in-line) series kits are rated to 5 kV (2300 - 4160 V motors).

# QUIK\_SELECT'R INDEX

## SINGLE CORE CABLES

UNSHIELDED CABLES				PAGE
1/C	600 V	XLPE or EPR/PVC or EPR/CSPE		193
1/C	5 kV	Unshielded XLPE or EPR/PVC or EPR/CSPE		193
SHIELDED CABLES				
1/C	5 kV	90 - 115 mils	Copper Tape	194
1/C	5 kV	90 - 115 mils	Drain Wire	194
1/C	5 kV	115 mils	UniShield®	195
1/C	15 kV	175 - 220 mils	Copper tape	195
1/C	15 kV	175 - 220 mils	Drain Wire	196
1/C	15 kV	175 - 220 mils	UniShield®	196
1/C	15 kV	175 - 220 mils	LC Type (longitudinally corrugated)	197
1/C	15 kV	175 - 220 mils	Bare Concentric Neutral (URD)	197
1/C	15 kV	175 - 220 mils	Jacketed Concentric Neutral (JCN)	198
1/C	25 - 28 kV	260 - 280 mils	Copper Tape	198
1/C	25 - 28 kV	260 - 280 mils	Drain Wire	199
1/C	25 - 28 kV	260 - 280 mils	UniShield®	200
1/C	25 - 28 kV	260 - 280 mils	LC Type (longitudinally corrugated)	200
1/C	25 - 28 kV	260 - 280 mils	Bare Concentric Neutral (URD)	201
1/C	25 - 28 kV	260 - 280 mils	Jacketed Concentric Neutral (JCN)	201
1/C	35 kV	345 mils	Copper Tape	202
1/C	35 kV	345 mils	Drain Wire	202
1/C	35 kV	345 mils	UniShield®	203
1/C	35 kV	345 mils	LC Type (longitudinally corrugated)	203
1/C	35 kV	345 mils	Bare Concentric Neutral (URD)	204
1/C	35 kV	345 mils	Jacketed Concentric Neutral (JCN)	204

## THREE CORE CABLES

UNSHIELDED CABLES				PAGE
3/C Unarmored	600 V	XLPE or EPR/PVC or EPR/CSPE		205
3/C Armored	600 V	XLPE or EPR/PVC or EPR/CSPE		205
3/C Unarmored	5 kV	Unshielded XLPE or EPR/PVC or EPR/CSPE		206
3/C Armored	5 kV	Unshielded XLPE or EPR/PVC or EPR/CSPE		206
SHIELDED CABLES				
3/C Unarmored	5 kV	90 - 115 mils	Copper Tape	207
3/C Armored	5 kV	90 - 115 mils	Copper Tape	207
3/C Unarmored	15 kV	175 - 220 mils	Copper Tape	208
3/C Armored	15 kV	175 - 220 mils	Copper Tape	208
3/C Unarmored	25 - 28 kV	260 - 280 mils	Copper Tape	209
3/C Armored	25 - 28 kV	260 - 280 mils	Copper Tape	209
3/C Unarmored	35 kV	345 mils	Copper Tape	210
3/C Armored	35 kV	345 mils	Copper Tape	210

# 1/C, 600 V CABLE - XLP, EPR/PVC OR EPR/CSPE

CONDUCTOR SIZE	TERMINAL LUG SEAL*	STRAIGHT SPLICE*	END CAP	JACKET/INSULATION REPAIR	MOTOR CONNECTION KIT	
				RAILED	STUB TYPE	IN-LINE TYPE
#8	CFM-Blk-0750-6-lined	CFW-Blk-0500-6-lined	CCAP 0400-RL	Not Applicable	CMTK 12V	CMTK 11L
#6	CFM-Blk-0750-6-lined	CFW-Blk-0500-6-lined	CCAP 0400-RL	Not Applicable	CMTK 12V	CMTK 11L
#4	CFM-Blk-0750-6-lined	CFW-Blk-1100-6-lined	CCAP 0400-RL	CRDW-1-48	CMTK 12V	CMTK 11L
#2	CFM-Blk-1100-6-lined	CFW-Blk-1100-6-lined	CCAP 0400-RL	CRDW-1-48	CMTK 12V	CMTK 11L
#1	CFM-Blk-1100-6-lined	CFW-Blk-1500-6-lined	CCAP 0750-RL	CRDW-1-48	CMTK 13V	CMTK 11L
1/0	CFM-Blk-1100-6-lined	CFW-Blk-1500-6-lined	CCAP 0750-RL	CRDW-1-48	CMTK 13V	CMTK 11L
2/0	CFM-Blk-1100-6-lined	CFW-Blk-1500-6-lined	CCAP 0750-RL	CRDW-1-48	CMTK 13V	CMTK 11L
3/0	CFM-Blk-1100-6-lined	CFW-Blk-1500-6-lined	CCAP 0750-RL	CRDW-1-48	CMTK 13V	CMTK 11L
4/0	CFM-Blk-1100-6-lined	CFW-Blk-1500-6-lined	CCAP 0750-RL	CRDW-1-48	CMTK 13V	CMTK 11L
250	CFM-Blk-1700-6-lined	CFW-Blk-2000-6-lined	CCAP 1100-RL	CRDW-1-48	CMTK 14V	CMTK 12L
300	CFM-Blk-1700-6-lined	CFW-Blk-2000-6-lined	CCAP 1100-RL	CRDW-1-48	CMTK 14V	CMTK 12L
350	CFM-Blk-1700-6-lined	CFW-Blk-2000-6-lined	CCAP 1100-RL	CRDW-1-48	CMTK 14V	CMTK 12L
400	CFM-Blk-1700-6-lined	CFW-Blk-2000-6-lined	CCAP 1100-RL	CRDW-1-48	CMTK 14V	CMTK 12L
500	CFM-Blk-1700-6-lined	CFW-Blk-2700-6-lined	CCAP 1100-RL	CRDW-1-48	CMTK 14V	CMTK 12L
600	CFM-Blk-2050-6-lined	CFW-Blk-2700-6-lined	CCAP 1500-RL	CRDW-2-48	Not Available	CMTK 12L
750	CFM-Blk-2050-6-lined	CFW-Blk-2700-6-lined	CCAP 1500-RL	CRDW-2-48	Not Available	CMTK 12L
1000	CFM-Blk-2050-6-lined	CFW-Blk-2700-6-lined	CCAP 1500-RL	CRDW-2-48	Not Available	CMTK 12L

\*The CFM and CFW tubing lengths should be purchased in 48 in lengths and cut to the length shown. For example: for a #2 butt splice less than 4 in long, you would cut eight, 6 in pieces

# 1/C, 5 KV UNSHIELDED 90 - 115 MILS

CONDUCTOR SIZE	HEAT SHRINK TERMINATION	COLD SHRINK TERMINATION	HEAT SHRINK STRAIGHT SPLICE	END CAP	JACKET REPAIR SLEEVE	MOTOR CONNECTION KIT	
	INDOOR OR OUTDOOR	INDOOR OR OUTDOOR	WITH TUBE		RAILED	STUB TYPE	IN-LINE TYPE
	CT 50N Series	TITAN NS Series	CJ N50 Series				
#8	CT 51N	-	CJ N51	CCAP 0750-RL	Not Applicable	CMTK 51V	CMTK 51L
#6	CT 51N	-	CJ N51	CCAP 0750-RL	Not Applicable	CMTK 51V	CMTK 51L
#4	CT 51N	TITAN NS Series	CJ N51	CCAP 0750-RL	Not Applicable	CMTK 51V	CMTK 51L
#2	CT 51N	TITAN 050 NS	CJ N51	CCAP 0750-RL	Not Applicable	CMTK 51V	CMTK 51L
#1	CT 51N	TITAN 050 NS	CJ N51	CCAP 0750-RL	Not Applicable	CMTK 52V	CMTK 51L
1/0	CT 51N	TITAN 050 NS	CJ N51	CCAP 0750-RL	Not Applicable	CMTK 52V	CMTK 51L
2/0	CT 51N	TITAN 050 NS	CJ N51	CCAP 1500-RL	Not Applicable	CMTK 52V	CMTK 51L
3/0	CT 52N	TITAN 051 NS	CJ N52	CCAP 1500-RL	Not Applicable	CMTK 52V	CMTK 51L
4/0	CT 52N	TITAN 051 NS	CJ N52	CCAP 1500-RL	Not Applicable	CMTK 52V	CMTK 51L
250	CT 52N	TITAN 052 NS	CJ N52	CCAP 1500-RL	Not Applicable	CMTK 52V	CMTK 51L
300	CT 52N	TITAN 052 NS	CJ N52	CCAP 1500-RL	Not Applicable	CMTK 53V	CMTK 52L
350	CT 52N	TITAN 052 NS	CJ N52	CCAP 1500-RL	Not Applicable	CMTK 53V	CMTK 52L
400	CT 52N	TITAN 052 NS	CJ N53	CCAP 1500-RL	Not Applicable	CMTK 53V	CMTK 52L
500	CT 52N	TITAN 052 NS	CJ N53	CCAP 2050-RL	Not Applicable	CMTK 53V	CMTK 52L
600	CT 53N	TITAN 053 NS	CJ N53	CCAP 2050-RL	Not Applicable	CMTK 53V	CMTK 52L
750	CT 53N	TITAN 053 NS	CJ N53	CCAP 2050-RL	Not Applicable	CMTK 53V	CMTK 52L
1000	CT 53N	TITAN 053 NS	CJ N53	CCAP 2050-RL	Not Applicable	CMTK 53V	CMTK 52L

\* For references to **Titan NS Series** please see page 57 to select the correct TITAN size for your application.

# 1/C, 5 kV SHIELDED CABLES - COPPER TAPE

GROUNDING 90 MILS OR UNGROUNDING 115 MILS

CONDUCTOR SIZE	HEAT SHRINK TERMINATION		COLD SHRINK TERMINATION		HEAT SHRINK STRAIGHT JOINT		COLD SHRINK STRAIGHT JOINT	END CAP	JACKET REPAIR SLEEVE	MOTOR CONNECTION KITS		
	INDOOR	OUTDOOR	INDOOR	OUTDOOR	W/TUBE	W/WRAP-AROUND				RAILED	STUB TYPE	IN-LINE TYPE
	CT G Series		TITAN G Series		CJ 20 Series					CSJ 20 Series		
#8	CT 081G	CT 081EG	-	-	CJ 821	CJ 821W	-	CCAP 1100-RL	CDRW-1-48	CMTK 51V	CMTK 51L	
#6	CT 081G	CT 081EG	-	-	CJ 821	CJ 821W	-	CCAP 1100-RL	CDRW-1-48	CMTK 51V	CMTK 51L	
#4	CT 081G	CT 081EG	-	-	CJ 821	CJ 821W	CSJ 820	CCAP 1100-RL	CDRW-1-48	CMTK 51V	CMTK 51L	
#2	CT 081G	CT 081EG	TITAN G Series	TITAN G Series	CJ 821	CJ 821W	CSJ 820	CCAP 1100-RL	CDRW-1-48	CMTK 51V	CMTK 51L	
#1	CT 081G	CT 081EG	TITAN 050 S	TITAN 050 SE	CJ 821	CJ 821W	CSJ 820	CCAP 1100-RL	CDRW-1-48	CMTK 52V	CMTK 51L	
1/0	CT 082G	CT 082EG	TITAN 051 S	TITAN 051 SE	CJ 821	CJ 821W	CSJ 820	CCAP 1100-RL	CDRW-1-48	CMTK 52V	CMTK 51L	
2/0	CT 082G	CT 082EG	TITAN 051 S	TITAN 051 SE	CJ 821	CJ 821W	CSJ 820	CCAP 1100-RL	CDRW-1-48	CMTK 52V	CMTK 51L	
3/0	CT 082G	CT 082EG	TITAN 051 S	TITAN 051 SE	CJ 822	CJ 822W	CSJ 821	CCAP 1500-RL	CDRW-1-48	CMTK 52V	CMTK 51L	
4/0	CT 082G	CT 082EG	TITAN 052 S	TITAN 052 SE	CJ 822	CJ 822W	CSJ 821	CCAP 1500-RL	CDRW-1-48	CMTK 52V	CMTK 51L	
250	CT 082G	CT 082EG	TITAN 052 S	TITAN 052 SE	CJ 822	CJ 822W	CSJ 821	CCAP 1500-RL	CDRW-1-48	CMTK 52V	CMTK 51L	
300	CT 083G	CT 083EG	TITAN 052 S	TITAN 052 SE	CJ 822	CJ 822W	CSJ 822	CCAP 1500-RL	CDRW-1-48	CMTK 53V	CMTK 52L	
350	CT 083G	CT 083EG	TITAN 052 S	TITAN 052 SE	CJ 823	CJ 823W	CSJ 822	CCAP 1500-RL	CDRW-2-48	CMTK 53V	CMTK 52L	
400	CT 083G	CT 083EG	TITAN 052 S	TITAN 052 SE	CJ 823	CJ 823W	CSJ 822	CCAP 1500-RL	CDRW-2-48	CMTK 53V	CMTK 52L	
500	CT 083G	CT 083EG	TITAN 052 S	TITAN 052 SE	CJ 823	CJ 823W	CSJ 822	CCAP 2750-RL	CDRW-2-48	CMTK 53V	CMTK 52L	
600	CT 084G	CT 084EG	TITAN 053 S	TITAN 053 SE	CJ 823	CJ 823W	CSJ 823	CCAP 2750-RL	CDRW-2-48	CMTK 53V	CMTK 52L	
750	CT 084G	CT 084EG	TITAN 053 S	TITAN 053 SE	CJ 823	CJ 823W	CSJ 823	CCAP 2750-RL	CDRW-2-48	CMTK 53V	CMTK 52L	
1000	CT 084G	CT 084EG	TITAN 053 S	TITAN 053 SE	CJ 824	CJ 824W	CSJ 823	CCAP 2750-RL	CDRW-2-48	CMTK 53V	CMTK 52L	

\* For references to **Titan G Series** please see page 53 to select the correct TITAN size for your application.

# 1/C, 5 kV SHIELDED CABLES - DRAIN WIRE

GROUNDING 90 MILS OR UNGROUNDING 115 MILS

CONDUCTOR SIZE	HEAT SHRINK TERMINATION		COLD SHRINK TERMINATION		HEAT SHRINK STRAIGHT JOINT		COLD SHRINK STRAIGHT JOINT	END CAP	JACKET REPAIR SLEEVE	MOTOR CONNECTION KITS		
	INDOOR	OUTDOOR	INDOOR	OUTDOOR	W/TUBE	W/WRAP-AROUND				RAILED	STUB TYPE	IN-LINE TYPE
	CT G Series		TITAN G Series		CJ 20 Series					CSJ 20 Series		
#8	CT 081	CT 081E	-	-	CJ 821	CJ 821W	-	CCAP 1100-RL	CRDW-1-48	CMTK 51V	CMTK 51L	
#6	CT 081	CT 081E	-	-	CJ 821	CJ 821W	-	CCAP 1100-RL	CRDW-1-48	CMTK 51V	CMTK 51L	
#4	CT 081	CT 081E	TITAN G Series	TITAN G Series	CJ 821	CJ 821W	CSJ 820	CCAP 1100-RL	CRDW-1-48	CMTK 51V	CMTK 51L	
#2	CT 081	CT 081E	TITAN 050 S	TITAN 050 SE	CJ 821	CJ 821W	CSJ 820	CCAP 1100-RL	CRDW-1-48	CMTK 51V	CMTK 51L	
#1	CT 081	CT 081E	TITAN 050 S	TITAN 050 SE	CJ 821	CJ 821W	CSJ 820	CCAP 1100-RL	CRDW-1-48	CMTK 52V	CMTK 51L	
1/0	CT 082	CT 082E	TITAN 050 S	TITAN 050 SE	CJ 821	CJ 821W	CSJ 820	CCAP 1100-RL	CRDW-1-48	CMTK 52V	CMTK 51L	
2/0	CT 082	CT 082E	TITAN 050 S	TITAN 050 SE	CJ 821	CJ 821W	CSJ 820	CCAP 1100-RL	CRDW-1-48	CMTK 52V	CMTK 51L	
3/0	CT 082	CT 082E	TITAN 051 S	TITAN 051 SE	CJ 822	CJ 822W	CSJ 821	CCAP 1500-RL	CRDW-1-48	CMTK 52V	CMTK 51L	
4/0	CT 082	CT 082E	TITAN 051 S	TITAN 051 SE	CJ 822	CJ 822W	CSJ 821	CCAP 1500-RL	CRDW-1-48	CMTK 52V	CMTK 51L	
250	CT 082	CT 082E	TITAN 052 S	TITAN 052 SE	CJ 822	CJ 822W	CSJ 821	CCAP 1500-RL	CRDW-1-48	CMTK 52V	CMTK 51L	
300	CT 083	CT 083E	TITAN 052 S	TITAN 052 SE	CJ 822	CJ 822W	CSJ 822	CCAP 1500-RL	CRDW-1-48	CMTK 53V	CMTK 52L	
350	CT 083	CT 083E	TITAN 052 S	TITAN 052 SE	CJ 823	CJ 823W	CSJ 822	CCAP 1500-RL	CRDW-2-48	CMTK 53V	CMTK 52L	
400	CT 083	CT 083E	TITAN 052 S	TITAN 052 SE	CJ 823	CJ 823W	CSJ 822	CCAP 1500-RL	CRDW-2-48	CMTK 53V	CMTK 52L	
500	CT 083	CT 083E	TITAN 052 S	TITAN 052 SE	CJ 823	CJ 823W	CSJ 822	CCAP 2750-RL	CRDW-2-48	CMTK 53V	CMTK 52L	
600	CT 084	CT 084E	TITAN 053 S	TITAN 053 SE	CJ 823	CJ 823W	CSJ 823	CCAP 2750-RL	CRDW-2-48	CMTK 53V	CMTK 52L	
750	CT 084	CT 084E	TITAN 053 S	TITAN 053 SE	CJ 823	CJ 823W	CSJ 823	CCAP 2750-RL	CRDW-2-48	CMTK 53V	CMTK 52L	
1000	CT 084	CT 084E	TITAN 053 S	TITAN 053 SE	CJ 824	CJ 824W	CSJ 823	CCAP 2750-RL	CRDW-2-48	CMTK 53V	CMTK 52L	

\* For references to **Titan G Series** please see page 53 to select the correct TITAN size for your application.

# 1/C, 5 kV SHIELDED CABLES - UNISHIELD®

8 kV GROUNDED OR 5 kV UNGROUNDED 115 MILS

CONDUCTOR SIZE	HEAT SHRINK TERMINATIONS		COLD SHRINK TERMINATIONS		HEAT SHRINK STRAIGHT JOINTS		COLD SHRINK STRAIGHT JOINT	END CAP	JACKET REPAIR SLEEVES	MOTOR CONNECTION KITS	
	INDOOR	OUTDOOR	INDOOR	OUTDOOR	W/TUBE	W/WRAP-AROUND			RAILED	STUB TYPE	IN-LINE TYPE
	CT G Series		TITAN G Series		CJ 20 Series				CSJ 20 Series		
#8	CT 081	CT 081E	-	-	CJ 821	CJ 821W	-	CCAP 1100-RL	CDRW-1-48	CMTK 51V	CMTK 51L
#6	CT 081	CT 081E	-	-	CJ 821	CJ 821W	-	CCAP 1100-RL	CDRW-1-48	CMTK 51V	CMTK 51L
#4	CT 081	CT 081E	TITAN G Series	TITAN G Series	CJ 821	CJ 821W	CSJ 820	CCAP 1100-RL	CDRW-1-48	CMTK 51V	CMTK 51L
#2	CT 081	CT 081E	TITAN 050 S	TITAN 050 SE	CJ 821	CJ 821W	CSJ 820	CCAP 1100-RL	CDRW-1-48	CMTK 51V	CMTK 51L
#1	CT 081	CT 081E	TITAN 050 S	TITAN 050 SE	CJ 821	CJ 821W	CSJ 820	CCAP 1100-RL	CDRW-1-48	CMTK 52V	CMTK 51L
1/0	CT 082	CT 082E	TITAN 050 S	TITAN 050 SE	CJ 821	CJ 821W	CSJ 820	CCAP 1100-RL	CDRW-1-48	CMTK 52V	CMTK 51L
2/0	CT 082	CT 082E	TITAN 050 S	TITAN 050 SE	CJ 821	CJ 821W	CSJ 820	CCAP 1100-RL	CDRW-1-48	CMTK 52V	CMTK 51L
3/0	CT 082	CT 082E	TITAN 051 S	TITAN 051 SE	CJ 822	CJ 822W	CSJ 821	CCAP 1100-RL	CDRW-1-48	CMTK 52V	CMTK 51L
4/0	CT 082	CT 082E	TITAN 051 S	TITAN 051 SE	CJ 822	CJ 822W	CSJ 821	CCAP 1500-RL	CDRW-1-48	CMTK 52V	CMTK 51L
250	CT 082	CT 082E	TITAN 052 S	TITAN 052 SE	CJ 822	CJ 822W	CSJ 821	CCAP 1500-RL	CDRW-1-48	CMTK 52V	CMTK 51L
300	CT 083	CT 083E	TITAN 052 S	TITAN 052 SE	CJ 822	CJ 822W	CSJ 822	CCAP 1500-RL	CDRW-1-48	CMTK 53V	CMTK 52L
350	CT 083	CT 083E	TITAN 052 S	TITAN 052 SE	CJ 823	CJ 823W	CSJ 822	CCAP 1500-RL	CDRW-1-48	CMTK 53V	CMTK 52L
400	CT 083	CT 083E	TITAN 052 S	TITAN 052 SE	CJ 823	CJ 823W	CSJ 822	CCAP 1500-RL	CDRW-2-48	CMTK 53V	CMTK 52L
500	CT 083	CT 083E	TITAN 052 S	TITAN 052 SE	CJ 823	CJ 823W	CSJ 822	CCAP 2750-RL	CDRW-2-48	CMTK 53V	CMTK 52L
600	CT 084	CT 084E	TITAN 053 S	TITAN 053 SE	CJ 823	CJ 823W	CSJ 823	CCAP 2750-RL	CDRW-2-48	CMTK 53V	CMTK 52L
750	CT 084	CT 084E	TITAN 053 S	TITAN 053 SE	CJ 823	CJ 823W	CSJ 823	CCAP 2750-RL	CDRW-2-48	CMTK 53V	CMTK 52L
1000	CT 084	CT 084E	TITAN 053 S	TITAN 053 SE	CJ 824	CJ 824W	CSJ 823	CCAP 2750-RL	CDRW-2-48	CMTK 53V	CMTK 52L

\* For references to **Titan G Series** please see page 53 to select the correct TITAN size for your application.

# 1/C, 15 kV SHIELDED CABLES - COPPER TAPE

GROUNDING 175 MILS OR UNGROUNDING 220 MILS

CONDUCTOR SIZE	HEAT SHRINK TERMINATIONS		COLD SHRINK TERMINATIONS		HEAT SHRINK STRAIGHT JOINTS		COLD SHRINK STRAIGHT JOINTS	END CAP	JACKET REPAIR SLEEVES
	INDOOR	OUTDOOR	INDOOR	OUTDOOR	W/TUBE	W/WRAP-AROUND			RAILED
	CT G Series		TITAN G Series		CJ 20 Series				CSJ 20 Series
#4	CT 151G	CT 151EG	-	-	CJ 1521	CJ 1521W	-	CCAP 1700-RL	CRDW-1-48
#2	CT 151G	CT 151EG	TITAN G Series	TITAN G Series	CJ 1521	CJ 1521W	CSJ 1520	CCAP 1700-RL	CRDW-1-48
#1	CT 151G	CT 151EG	TITAN 151 S	TITAN 151 SE	CJ 1521	CJ 1521W	CSJ 1521	CCAP 1700-RL	CRDW-1-48
1/0	CT 151G	CT 151EG	TITAN G Series	TITAN G Series	CJ 1521	CJ 1521W	CSJ 1521	CCAP 1700-RL	CRDW-1-48
2/0	CT 151G	CT 151EG	TITAN 152 S	TITAN 152 SE	CJ 1521	CJ 1521W	CSJ 1522	CCAP 1700-RL	CRDW-1-48
3/0	CT 151G	CT 151EG	TITAN 152 S	TITAN 152 SE	CJ 1521	CJ 1521W	CSJ 1522	CCAP 1700-RL	CRDW-2-48
4/0	CT 151G	CT 151EG	TITAN 152 S	TITAN 152 SE	CJ 1521	CJ 1521W	CSJ 1522	CCAP 1700-RL	CRDW-2-48
250	CT 152G	CT 152EG	TITAN G Series	TITAN G Series	CJ 1522	CJ 1522W	CSJ 1522	CCAP 2750-RL	CRDW-2-48
300	CT 152G	CT 152EG	TITAN G Series	TITAN G Series	CJ 1522	CJ 1522W	CSJ 1522	CCAP 2750-RL	CRDW-2-48
350	CT 152G	CT 152EG	TITAN 153 S	TITAN 153 SE	CJ 1522	CJ 1522W	CSJ 1522	CCAP 2750-RL	CRDW-2-48
400	CT 153G	CT 153EG	TITAN 153 S	TITAN 153 SE	CJ 1522	CJ 1522W	CSJ 1523	CCAP 2750-RL	CRDW-2-48
500	CT 153G	CT 153EG	TITAN 153 S	TITAN 153 SE	CJ 1523	CJ 1523W	CSJ 1523	CCAP 2750-RL	CRDW-2-48
600	CT 153G	CT 153EG	TITAN 153 S	TITAN 153 SE	CJ 1523	CJ 1523W	CSJ 1523	CCAP 2750-RL	CRDW-2-48
750	CT 153G	CT 153EG	TITAN 153 S	TITAN 153 SE	CJ 1523	CJ 1523W	CSJ 1523	CCAP 2750-RL	CRDW-2-48
1000	CT 153G	CT 153EG	TITAN 154 S	TITAN 154 SE	CJ 1523	CJ 1524W	CSJ 1524	CCAP 2750-RL	CRDW-2-48

\* For references to **Titan G Series** please see page 53 to select the correct TITAN size for your application.

# 1/C, 15 kV SHIELDED CABLES - DRAIN WIRE

GROUNDING 175 MILS OR UNGROUNDING 220 MILS

CONDUCTOR SIZE	LIVEFRONT TERMINATION		COLD SHRINK TERMINATIONS		STRAIGHT JOINT		COLD SHRINK STRAIGHT JOINTS	END CAP	JACKET REPAIR SLEEVE
	INDOOR	OUTDOOR	INDOOR	OUTDOOR	W/TUBE	W/WRAP-AROUND			RAILED
	CT G Series		TITAN G Series		CJ 20 Series				CSJ 20 Series
#4	CT 151	CT 151E	-	-	CJ 1521	CJ 1521W	-	CCAP 1700-RL	CRDW-1-48
#2	CT 151	CT 151E	TITAN G Series	TITAN G Series	CJ 1521	CJ 1521W	CSJ 1520	CCAP 1700-RL	CRDW-1-48
#1	CT 151	CT 151E	TITAN 151 S	TITAN 151 SE	CJ 1521	CJ 1521W	CSJ 1521	CCAP 1700-RL	CRDW-1-48
1/0	CT 151	CT 151E	TITAN G Series	TITAN G Series	CJ 1521	CJ 1521W	CSJ 1521	CCAP 1700-RL	CRDW-1-48
2/0	CT 151	CT 151E	TITAN 152 S	TITAN 152 SE	CJ 1521	CJ 1521W	CSJ 1522	CCAP 1700-RL	CRDW-1-48
3/0	CT 151	CT 151E	TITAN 152 S	TITAN 152 SE	CJ 1521	CJ 1521W	CSJ 1522	CCAP 1700-RL	CRDW-2-48
4/0	CT 151	CT 151E	TITAN 152 S	TITAN 152 SE	CJ 1521	CJ 1521W	CSJ 1522	CCAP 1700-RL	CRDW-2-48
250	CT 152	CT 152E	TITAN G Series	TITAN G Series	CJ 1522	CJ 1522W	CSJ 1522	CCAP 2750-RL	CRDW-2-48
300	CT 152	CT 152E	TITAN G Series	TITAN G Series	CJ 1522	CJ 1522W	CSJ 1522	CCAP 2750-RL	CRDW-2-48
350	CT 152	CT 152E	TITAN 153 S	TITAN 153 SE	CJ 1522	CJ 1522W	CSJ 1522	CCAP 2750-RL	CRDW-2-48
400	CT 153	CT 153E	TITAN 153 S	TITAN 153 SE	CJ 1522	CJ 1522W	CSJ 1523	CCAP 2750-RL	CRDW-2-48
500	CT 153	CT 153E	TITAN 153 S	TITAN 153 SE	CJ 1523	CJ 1523W	CSJ 1523	CCAP 2750-RL	CRDW-2-48
600	CT 153	CT 153E	TITAN 153 S	TITAN 153 SE	CJ 1523	CJ 1523W	CSJ 1523	CCAP 2750-RL	CRDW-2-48
750	CT 153	CT 153E	TITAN 153 S	TITAN 153 SE	CJ 1523	CJ 1523W	CSJ 1523	CCAP 2750-RL	CRDW-2-48
1000	CT 153	CT 153E	TITAN 154 S	TITAN 154 SE	CJ 1524	CJ 1524W	CSJ 1524	CCAP 2750-RL	CRDW-2-48

\* For references to **Titan G Series** please see page 53 to select the correct TITAN size for your application.

# 1/C, 15 KV SHIELDED CABLES - UNISHIELD®

GROUNDED 175 MILS OR UNGROUNDED 220 MILS

CONDUCTOR SIZE	HEAT SHRINK TERMINATION		COLD SHRINK TERMINATION		HEAT SHRINK STRAIGHT JOINTS		COLD SHRINK STRAIGHT JOINTS	END CAP	JACKET REPAIR SLEEVES
	INDOOR	OUTDOOR	INDOOR	OUTDOOR	W/TUBE	W/WRAP-AROUND			RAILED
	CT G Series		TITAN G Series		CJ 20 Series				CSJ 20 Series
#4	CT 151	CT 151E	-	-	CJ 1521	CJ 1521W	-	CCAP 1700-RL	CRDW-1-48
#2	CT 151	CT 151E	TITAN G Series	TITAN G Series	CJ 1521	CJ 1521W	CSJ 1520	CCAP 1700-RL	CRDW-1-48
#1	CT 151	CT 151E	TITAN G Series	TITAN G Series	CJ 1521	CJ 1521W	CSJ 1521	CCAP 1700-RL	CRDW-1-48
1/0	CT 151	CT 151E	TITAN 152 S	TITAN 152 SE	CJ 1521	CJ 1521W	CSJ 1521	CCAP 1700-RL	CRDW-1-48
2/0	CT 151	CT 151E	TITAN 152 S	TITAN 152 SE	CJ 1521	CJ 1521W	CSJ 1522	CCAP 1700-RL	CRDW-1-48
3/0	CT 151	CT 151E	TITAN 152 S	TITAN 152 SE	CJ 1521	CJ 1521W	CSJ 1522	CCAP 1700-RL	CRDW-1-48
4/0	CT 151	CT 151E	TITAN 152 S	TITAN 152 SE	CJ 1521	CJ 1521W	CSJ 1522	CCAP 1700-RL	CRDW-2-48
250	CT 152	CT 152E	TITAN 153 S	TITAN 153 SE	CJ 1522	CJ 1522W	CSJ 1522	CCAP 1700-RL	CRDW-2-48
300	CT 152	CT 152E	TITAN 153 S	TITAN 153 SE	CJ 1522	CJ 1522W	CSJ 1522	CCAP 2750-RL	CRDW-2-48
350	CT 152	CT 152E	TITAN 153 S	TITAN 153 SE	CJ 1522	CJ 1522W	CSJ 1522	CCAP 2750-RL	CRDW-2-48
400	CT 153	CT 153E	TITAN 153 S	TITAN 153 SE	CJ 1522	CJ 1522W	CSJ 1523	CCAP 2750-RL	CRDW-2-48
500	CT 153	CT 153E	TITAN 153 S	TITAN 153 SE	CJ 1523	CJ 1523W	CSJ 1523	CCAP 2750-RL	CRDW-2-48
600	CT 153	CT 153E	TITAN 153 S	TITAN 153 SE	CJ 1523	CJ 1523W	CSJ 1523	CCAP 2750-RL	CRDW-2-48
750	CT 153	CT 153E	TITAN 154 S	TITAN 154 SE	CJ 1523	CJ 1523W	CSJ 1523	CCAP 2750-RL	CRDW-2-48
1000	CT 153	CT 153E	TITAN 154 S	TITAN 154 SE	CJ 1524	CJ 1524W	CSJ 1524	CCAP 2750-RL	CRDW-2-48

\* For references to **Titan G Series** please see page 53 to select the correct TITAN size for your application.

# 1/C, 15 KV SHIELDED CABLES - LC TYPE

GROUNDED 175 MILS OR UNGROUNDED 220 MILS

CONDUCTOR SIZE	HEAT SHRINK TERMINATION		COLD SHRINK TERMINATION		HEAT SHRINK STRAIGHT JOINT		END CAP	JACKET REPAIR SLEEVE
	INDOOR	OUTDOOR	INDOOR	OUTDOOR	W/TUBE*	W/WRAP-AROUND		RAILED
	CT LC Series				CJ LC Series			
#4	CT 151LC	CT 151LCE	Consult Factory	Consult Factory	CJ 1531LCT	CJ 1531LC	CCAP 1700-RL	CRDW-1-48
#2	CT 151LC	CT 151LCE	Consult Factory	Consult Factory	CJ 1531LCT	CJ 1531LC	CCAP 1700-RL	CRDW-1-48
#1	CT 151LC	CT 151LCE	Consult Factory	Consult Factory	CJ 1531LCT	CJ 1531LC	CCAP 1700-RL	CRDW-1-48
1/0	CT 151LC	CT 151LCE	Consult Factory	Consult Factory	CJ 1531LCT	CJ 1531LC	CCAP 1700-RL	CRDW-1-48
2/0	CT 151LC	CT 151LCE	Consult Factory	Consult Factory	CJ 1531LCT	CJ 1531LC	CCAP 1700-RL	CRDW-1-48
3/0	CT 152LC	CT 152LCE	Consult Factory	Consult Factory	CJ 1532LCT	CJ 1532LC	CCAP 1700-RL	CRDW-2-48
4/0	CT 152LC	CT 152LCE	Consult Factory	Consult Factory	CJ 1532LCT	CJ 1532LC	CCAP 2750-RL	CRDW-2-48
250	CT 152LC	CT 152LCE	Consult Factory	Consult Factory	CJ 1532LCT	CJ 1532LC	CCAP 2750-RL	CRDW-2-48
300	CT 152LC	CT 152LCE	Consult Factory	Consult Factory	CJ 1532LCT	CJ 1532LC	CCAP 2750-RL	CRDW-2-48
350	CT 152LC	CT 152LCE	Consult Factory	Consult Factory	CJ 1532LCT	CJ 1532LC	CCAP 2750-RL	CRDW-2-48
400	CT 153LC	CT 153LCE	Consult Factory	Consult Factory	CJ 1532LCT	CJ 1532LC	CCAP 2750-RL	CRDW-2-48
500	CT 153LC	CT 153LCE	Consult Factory	Consult Factory	CJ 1533LCT	CJ 1533LC	CCAP 2750-RL	CRDW-2-48
600	CT 153LC	CT 153LCE	Consult Factory	Consult Factory	CJ 1533LCT	CJ 1533LC	CCAP 2750-RL	CRDW-2-48
750	CT 153LC	CT 153LCE	Consult Factory	Consult Factory	CJ 1533LCT	CJ 1533LC	CCAP 2750-RL	CRDW-2-48
1000	CT 153LC	CT 153LCE	Consult Factory	Consult Factory	CJ 1534LCT	CJ 1534LC	CCAP 2750-RL	CRDW-2-48

\*Special order

# 1/C, 15 kV SHIELDED CABLES - BARE CONCENTRIC NEUTRAL

GROUNDING 175 MILS OR UNGROUNDING 220 MILS

CONDUCTOR SIZE	HEAT SHRINK TERMINATION		COLD SHRINK TERMINATION		HEAT SHRINK STRAIGHT JOINTS NO JACKET	HEAT SHINK REPAIR JOINTS NO JACKET	COLD SHRINK STRAIGHT JOINTS	END CAP	JACKET REPAIR SLEEVES
	INDOOR	OUTDOOR	INDOOR	OUTDOOR					RAILED
	CT UD Series		TITAN UD Series		CJ 10 Series	CJ R10 Series	CJ 10 Series		
#4	CT 151UD	CT 151UDE	-	-	CJ 1511	CJ R1511	-	CCAP 1700-RL	Not Applicable
#2	CT 151UD	CT 151UDE	TITAN 151 B	TITAN 151 BE	CJ 1511	CJ R1511	CSJ 1510	CCAP 1700-RL	Not Applicable
#1	CT 151UD	CT 151UDE	TITAN 151 B	TITAN 151 BE	CJ 1511	CJ R1511	CSJ 1511	CCAP 1700-RL	Not Applicable
1/0	CT 151UD	CT 151UDE	TITAN 151 B	TITAN 151 BE	CJ 1511	CJ R1511	CSJ 1511	CCAP 1700-RL	Not Applicable
2/0	CT 151UD	CT 151UDE	TITAN UD Series	TITAN UD Series	CJ 1511	CJ R1511	CSJ 1511	CCAP 1700-RL	Not Applicable
3/0	CT 151UD	CT 151UDE	TITAN 152 B	TITAN 152 BE	CJ 1511	CJ R1511	CSJ 1512	CCAP 1700-RL	Not Applicable
4/0	CT 151UD	CT 151UDE	TITAN 152 B	TITAN 152 BE	CJ 1511	CJ R1511	CSJ 1512	CCAP 1700-RL	Not Applicable
250	CT 152UD	CT 152UDE	TITAN 152 B	TITAN 152 BE	CJ 1512	CJ R1512	CSJ 1512	CCAP 2750-RL	Not Applicable
300	CT 152UD	CT 152UDE	TITAN 152 B	TITAN 152 BE	CJ 1512	CJ R1512	CSJ 1512	CCAP 2750-RL	Not Applicable
350	CT 152UD	CT 152UDE	TITAN 153 B	TITAN 153 BE	CJ 1512	CJ R1512	CSJ 1512	CCAP 2750-RL	Not Applicable
400	CT 153UD	CT 153UDE	TITAN 153 B	TITAN 153 BE	CJ 1512	CJ R1512	CSJ 1513	CCAP 2750-RL	Not Applicable
500	CT 153UD	CT 153UDE	TITAN 153 B	TITAN 153 BE	CJ 1513	CJ R1513	CSJ 1513	CCAP 2750-RL	Not Applicable
600	CT 153UD	CT 153UDE	TITAN 153 B	TITAN 153 BE	CJ 1513	CJ R1513	CSJ 1513	CCAP 2750-RL	Not Applicable
750	CT 153UD	CT 153UDE	TITAN 153 B	TITAN 153 BE	CJ 1513	CJ R1513	CSJ 1513	CCAP 2750-RL	Not Applicable
1000	CT 153UD	CT 153UDE	TITAN 154 B	TITAN 154 BE	CJ 1514	CJ R1514	CSJ 1514	CCAP 2750-RL	Not Applicable

\* For references to **Titan UD Series** please see page 55 to select the correct TITAN size for your application.

# 1/C, 15 kV SHIELDED CABLES - JACKETED CONCENTRIC NEUTRAL

GROUNDING 175 MILS OR UNGROUNDING 220 MILS

CONDUCTOR SIZE	HEAT SHRINK TERMINATION		COLD SHRINK TERMINATION		HEAT SHRINK STRAIGHT JOINTS W/ WRAP-AROUND	HEAT SHRINK REPAIR JOINTS W/WRAP-AROUND	COLD SHRINK STRAIGHT JOINTS	END CAP	JACKET REPAIR SLEEVE
	INDOOR	OUTDOOR	INDOOR	OUTDOOR					RAILED
	CT UD Series		TITAN UD Series		CJ 10 Series	CJ R10 Series	CJ 10 Series		
#4	CT 151UD	CT 151UDE	-	-	CJ 1511J	CJ R1511J	-	CCAP 1700-RL	CRDW-1-48
#2	CT 151UD	CT 151UDE	TITAN UD Series	TITAN UD Series	CJ 1511J	CJ R1511J	CSJ 1510	CCAP 1700-RL	CRDW-1-48
#1	CT 151UD	CT 151UDE	TITAN 151 J	TITAN 151 JE	CJ 1511J	CJ R1511J	CSJ 1511	CCAP 1700-RL	CRDW-1-48
1/0	CT 151UD	CT 151UDE	TITAN 151 J	TITAN 151 JE	CJ 1511J	CJ R1511J	CSJ 1511	CCAP 1700-RL	CRDW-1-48
2/0	CT 151UD	CT 151UDE	TITAN 152 J	TITAN 152 JE	CJ 1511J	CJ R1511J	CSJ 1511	CCAP 1700-RL	CRDW-1-48
3/0	CT 152UD	CT 152UDE	TITAN 152 J	TITAN 152 JE	CJ 1512J	CJ R1512J	CSJ 1512	CCAP 1700-RL	CRDW-2-48
4/0	CT 152UD	CT 152UDE	TITAN 152 J	TITAN 152 JE	CJ 1512J	CJ R1512J	CSJ 1512	CCAP 2750-RL	CRDW-2-48
250	CT 152UD	CT 152UDE	TITAN 152 J	TITAN 152 JE	CJ 1512J	CJ R1512J	CSJ 1512	CCAP 2750-RL	CRDW-2-48
300	CT 152UD	CT 152UDE	TITAN 152 J	TITAN 152 JE	CJ 1512J	CJ R1512J	CSJ 1512	CCAP 2750-RL	CRDW-2-48
350	CT 152UD	CT 152UDE	TITAN 153 J	TITAN 153 JE	CJ 1512J	CJ R1512J	CSJ 1512	CCAP 2750-RL	CRDW-2-48
400	CT 153UD	CT 153UDE	TITAN 153 J	TITAN 153 JE	CJ 1512J	CJ R1512J	CSJ 1513	CCAP 2750-RL	CRDW-2-48
500	CT 153UD	CT 153UDE	TITAN 153 J	TITAN 153 JE	CJ 1513J	CJ R1513J	CSJ 1513	CCAP 2750-RL	CRDW-2-48
600	CT 153UD	CT 153UDE	TITAN 153 J	TITAN 153 JE	CJ 1513J	CJ R1513J	CSJ 1513	CCAP 2750-RL	CRDW-2-48
750	CT 153UD	CT 153UDE	TITAN 153 J	TITAN 153 JE	CJ 1513J	CJ R1513J	CSJ 1513	CCAP 2750-RL	CRDW-2-48
1000	CT 153UD	CT 153UDE	TITAN 154 J	TITAN 154 JE	CJ 1514J	CJ R1514J	CSJ 1514	CCAP 2750-RL	CRDW-2-48

\* For references to **Titan UD Series** please see page 55 to select the correct TITAN size for your application.

# 1/C, 25 - 28 kV SHIELDED CABLES - COPPER TAPE

GROUNDED 260 - 280 MILS

CONDUCTOR SIZE	HEAT SHRINK TERMINATION		COLD SHRINK TERMINATION		HEAT SHRINK STRAIGHT JOINT		END CAP	JACKET REPAIR SLEEVES
	INDOOR	OUTDOOR	INDOOR	OUTDOOR	W/TUBE	W/WRAP-AROUND		RAILED
	CT G Series		TITAN G Series		CJ 20 Series			
#1	CT 251G	CT 251EG	TITAN 251S	TITAN 251SE	CJ 2521	CJ 2521W	CCAP 1700-RL	CRDW-2-48
1/0	CT 251G	CT 251EG	TITAN 251S	TITAN 251SE	CJ 2521	CJ 2521W	CCAP 1700-RL	CRDW-2-48
2/0	CT 251G	CT 251EG	TITAN 251S	TITAN 251SE	CJ 2521	CJ 2521W	CCAP 1700-RL	CRDW-2-48
3/0	CT 251G	CT 251EG	TITAN 251S	TITAN 251SE	CJ 2521	CJ 2521W	CCAP 1700-RL	CRDW-2-48
4/0	CT 251G	CT 251EG	TITAN 251S	TITAN 251SE	CJ 2521	CJ 2521W	CCAP 2750-RL	CRDW-2-48
250	CT 251G	CT 251EG	TITAN G Series	TITAN G Series	CJ 2522	CJ 2522W	CCAP 2750-RL	CRDW-2-48
300	CT 251G	CT 251EG	TITAN G Series	TITAN G Series	CJ 2522	CJ 2522W	CCAP 2750-RL	CRDW-2-48
350	CT 252G	CT 252EG	TITAN G Series	TITAN G Series	CJ 2522	CJ 2522W	CCAP 2750-RL	CRDW-2-48
400	CT 252G	CT 252EG	TITAN G Series	TITAN G Series	CJ 2522	CJ 2522W	CCAP 2750-RL	CRDW-3-48
500	CT 252G	CT 252EG	TITAN 252S	TITAN 252SE	CJ 2522	CJ 2522W	CCAP 2750-RL	CRDW-3-48
600	CT 252G	CT 252EG	TITAN G Series	TITAN G Series	Not Available	CJ 2523W	CCAP 2750-RL	CRDW-3-48
750	CT 252G	CT 252EG	TITAN 253S	TITAN 253SE	Not Available	CJ 2523W	CCAP 2750-RL	CRDW-3-48
1000	CT 252G	CT 252EG	TITAN 254S	TITAN 254SE	Not Available	CJ 2523W	CCAP 2750-RL	CRDW-3-48

\* For references to **Titan G Series** please see page 53 to select the correct TITAN size for your application.

# 1/C, 25 - 28 kV SHIELDED CABLES - DRAIN WIRE

GROUNDED 260 - 280 MILS

CONDUCTOR SIZE	LIVEFRONT TERMINATION		COLD SHRINK TERMINATION		HEAT SHRINK STRAIGHT JOINT		END CAP	JACKET REPAIR SLEEVE
	INDOOR	OUTDOOR	INDOOR	OUTDOOR	W/TUBE	W/WRAP-AROUND		RAILED
	CT G Series		TITAN G Series		CJ 20 Series			
#1	CT 251	CT 251E	TITAN 251S	TITAN 251SE	CJ 2521	CJ 2521W	CCAP 1700-RL	CRDW-2-48
1/0	CT 251	CT 251E	TITAN 251S	TITAN 251SE	CJ 2521	CJ 2521W	CCAP 1700-RL	CRDW-2-48
2/0	CT 251	CT 251E	TITAN 251S	TITAN 251SE	CJ 2521	CJ 2521W	CCAP 1700-RL	CRDW-2-48
3/0	CT 251	CT 251E	TITAN 251S	TITAN 251SE	CJ 2521	CJ 2521W	CCAP 1700-RL	CRDW-2-48
4/0	CT 251	CT 251E	TITAN 251S	TITAN 251SE	CJ 2521	CJ 2521W	CCAP 2750-RL	CRDW-2-48
250	CT 251	CT 251E	TITAN G Series	TITAN G Series	CJ 2522	CJ 2522W	CCAP 2750-RL	CRDW-2-48
300	CT 251	CT 251E	TITAN G Series	TITAN G Series	CJ 2522	CJ 2522W	CCAP 2750-RL	CRDW-2-48
350	CT 252	CT 252E	TITAN G Series	TITAN G Series	CJ 2522	CJ 2522W	CCAP 2750-RL	CRDW-2-48
400	CT 252	CT 252E	TITAN G Series	TITAN G Series	CJ 2522	CJ 2522W	CCAP 2750-RL	CRDW-3-48
500	CT 252	CT 252E	TITAN 252S	TITAN 252SE	CJ 2522	CJ 2522W	CCAP 2750-RL	CRDW-3-48
600	CT 252	CT 252E	TITAN G Series	TITAN G Series	Not Available	CJ 2523W	CCAP 2750-RL	CRDW-3-48
750	CT 252	CT 252E	TITAN 253S	TITAN 253SE	Not Available	CJ 2523W	CCAP 2750-RL	CRDW-3-48
1000	CT 252	CT 252E	TITAN 254S	TITAN 2534E	Not Available	CJ 2523W	CCAP 2750-RL	CRDW-3-48

\* For references to **Titan G Series** please see page 53 to select the correct TITAN size for your application.

# 1/C, 25 - 28 kV SHIELDED CABLES - UNISHIELD®

GROUNDING 260 - 280 MILS

CONDUCTOR SIZE	HEAT SHRINK TERMINATION		COLD SHRINK TERMINATION		HEAT SHRINK STRAIGHT JOINT		END CAP	JACKET REPAIR SLEEVES
	INDOOR	OUTDOOR	INDOOR	OUTDOOR	W/TUBE	W/WRAP-AROUND		RAILED
	CT G Series		TITAN G Series		CJ 20 Series			
#1	CT 251	CT 251E	TITAN 251S	TITAN 251SE	CJ 2521	CJ 2521W	CCAP 1700-RL	CRDW-2-48
1/0	CT 251	CT 251E	TITAN 251S	TITAN 251SE	CJ 2521	CJ 2521W	CCAP 1700-RL	CRDW-2-48
2/0	CT 251	CT 251E	TITAN 251S	TITAN 251SE	CJ 2521	CJ 2521W	CCAP 1700-RL	CRDW-2-48
3/0	CT 251	CT 251E	TITAN 251S	TITAN 251SE	CJ 2521	CJ 2521W	CCAP 1700-RL	CRDW-2-48
4/0	CT 251	CT 251E	TITAN 251S	TITAN 251SE	CJ 2521	CJ 2521W	CCAP 1700-RL	CRDW-2-48
250	CT 251	CT 251E	TITAN G Series	TITAN G Series	CJ 2522	CJ 2522W	CCAP 2750-RL	CRDW-2-48
300	CT 251	CT 251E	TITAN G Series	TITAN G Series	CJ 2522	CJ 2522W	CCAP 2750-RL	CRDW-2-48
350	CT 252	CT 252E	TITAN G Series	TITAN G Series	CJ 2522	CJ 2522W	CCAP 2750-RL	CRDW-2-48
400	CT 252	CT 252E	TITAN G Series	TITAN G Series	CJ 2522	CJ 2522W	CCAP 2750-RL	CRDW-2-48
500	CT 252	CT 252E	TITAN 252S	TITAN 252SE	CJ 2522	CJ 2522W	CCAP 2750-RL	CRDW-3-48
600	CT 252	CT 252E	TITAN G Series	TITAN G Series	Not Available	CJ 2523W	CCAP 2750-RL	CRDW-3-48
750	CT 252	CT 252E	TITAN 253S	TITAN 253SE	Not Available	CJ 2523W	CCAP 2750-RL	CRDW-3-48
1000	CT 252	CT 252E	TITAN 254S	TITAN 254SE	Not Available	CJ 2523W	CCAP 2750-RL	CRDW-3-48

\* For references to **Titan G Series** please see page 53 to select the correct TITAN size for your application.

# 1/C, 25 - 28 kV SHIELDED CABLES - LC TYPE

GROUNDING 260 - 280 MILS

CONDUCTOR SIZE	LIVEFRONT TERMINATION		COLD SHRINK TERMINATION		HEAT SHRINK STRAIGHT JOINT		END CAP	JACKET REPAIR SLEEVE
	INDOOR	OUTDOOR	INDOOR	OUTDOOR	W/TUBE*	W/WRAP-AROUND		RAILED
	CT LC Series				CJ LC Series			
#1	CT 251LC	CT 251LCE	Consult Factory	Consult Factory	CJ 2531LCT	CJ 2531LC	CCAP 1700-RL	CRDW-2-48
1/0	CT 251LC	CT 251LCE	Consult Factory	Consult Factory	CJ 2531LCT	CJ 2531LC	CCAP 1700-RL	CRDW-2-48
2/0	CT 251LC	CT 251LCE	Consult Factory	Consult Factory	CJ 2531LCT	CJ 2531LC	CCAP 1700-RL	CRDW-2-48
3/0	CT 251LC	CT 251LCE	Consult Factory	Consult Factory	CJ 2531LCT	CJ 2531LC	CCAP 1700-RL	CRDW-2-48
4/0	CT 251LC	CT 251LCE	Consult Factory	Consult Factory	CJ 2531LCT	CJ 2531LC	CCAP 2750-RL	CRDW-2-48
250	CT 251LC	CT 251LCE	Consult Factory	Consult Factory	CJ 2532LCT	CJ 2532LC	CCAP 2750-RL	CRDW-2-48
300	CT 251LC	CT 251LCE	Consult Factory	Consult Factory	CJ 2532LCT	CJ 2532LC	CCAP 2750-RL	CRDW-2-48
350	CT 252LC	CT252LCE	Consult Factory	Consult Factory	CJ 2532LCT	CJ 2532LC	CCAP 2750-RL	CRDW-2-48
400	CT 252LC	CT252LCE	Consult Factory	Consult Factory	CJ 2532LCT	CJ 2532LC	CCAP 2750-RL	CRDW-3-48
500	CT 252LC	CT252LCE	Consult Factory	Consult Factory	CJ 2532LCT	CJ 2532LC	CCAP 2750-RL	CRDW-3-48
600	CT 252LC	CT252LCE	Consult Factory	Consult Factory	Not Available	CJ 2533LC	CCAP 2750-RL	CRDW-3-48
750	CT 252LC	CT252LCE	Consult Factory	Consult Factory	Not Available	CJ 2533LC	CCAP 2750-RL	CRDW-3-48
1000	CT 252LC	CT252LCE	Consult Factory	Consult Factory	Not Available	CJ 2533LC	CCAP 2750-RL	CRDW-3-48

\*Special order

# 1/C, 25 - 28 kV SHIELDED CABLES - BARE CONCENTRIC NEUTRAL

GROUNDING 260 - 280 MILS

CONDUCTOR SIZE	HEAT SHRINK TERMINATION		COLD SHRINK TERMINATION		HEAT SHRINK STRAIGHT JOINTS NO JACKET	HEAT SHRINK REPAIR JOINTS NO JACKET	END CAP	JACKET REPAIR SLEEVES
	INDOOR	OUTDOOR	INDOOR	OUTDOOR				RAILED
	CT UD Series		TITAN UD Series					CJ 10 Series
#1	CT 251UD	CT 251UDE	TITAN 251 B	TITAN 251 BE	CJ 2511	CJ R2511	CCAP 1700-RL	Not Applicable
1/0	CT 251UD	CT 251UDE	TITAN 251 B	TITAN 251 BE	CJ 2511	CJ R2511	CCAP 1700-RL	Not Applicable
2/0	CT 251UD	CT 251UDE	TITAN 251 B	TITAN 251 BE	CJ 2511	CJ R2511	CCAP 1700-RL	Not Applicable
3/0	CT 251UD	CT 251UDE	TITAN 251 B	TITAN 251 BE	CJ 2511	CJ R2511	CCAP 1700-RL	Not Applicable
4/0	CT 251UD	CT 251UDE	TITAN 251 B	TITAN 251 BE	CJ 2511	CJ R2511	CCAP 2750-RL	Not Applicable
250	CT 251UD	CT 251UDE	TITAN 251 B	TITAN 251 BE	CJ 2512	CJ R2512	CCAP 2750-RL	Not Applicable
300	CT 251UD	CT 251UDE	TITAN 251 B	TITAN 251 BE	CJ 2512	CJ R2512	CCAP 2750-RL	Not Applicable
350	CT 251UD	CT 251UDE	TITAN 251 B	TITAN 251 BE	CJ 2512	CJ R2512	CCAP 2750-RL	Not Applicable
400	CT 252UD	CT 252UDE	TITAN 251 B	TITAN 251 BE	CJ 2512	CJ R2512	CCAP 2750-RL	Not Applicable
500	CT 252UD	CT 252UDE	TITAN 251 B	TITAN 251 BE	CJ 2512	CJ R2513	CCAP 2750-RL	Not Applicable
600	CT 252UD	CT 252UDE	TITAN 252 B	TITAN 252 BE	CJ 2513	CJ R2513	CCAP 2750-RL	Not Applicable
750	CT 252UD	CT 252UDE	TITAN 252 B	TITAN 252 BE	CJ 2513	CJ R2513	CCAP 2750-RL	Not Applicable
1000	CT 252UD	CT 252UDE	TITAN 253 B	TITAN 253 BE	CJ 2513	CJ R2513	CCAP 2750-RL	Not Applicable

# 1/C, 25 - 28 kV SHIELDED CABLES - JACKETED CONCENTRIC NEUTRAL

GROUNDING 260 - 280 MILS

CONDUCTOR SIZE	HEAT SHRINK TERMINATION		COLD SHRINK TERMINATION		HEAT SHRINK STRAIGHT JOINTS w/WRAP-AROUND	HEAT SHRINK REPAIR JOINTS w/WRAP-AROUND	END CAP	JACKET REPAIR SLEEVE
	INDOOR	OUTDOOR	INDOOR	OUTDOOR				RAILED
	CT UD Series		TITAN UD Series					CJ 10 Series
#1	CT 251UD	CT 251UDE	TITAN 251J	TITAN 251JE	CJ 2511J	CJ R2511J	CCAP 1700-RL	CRDW-2-48
1/0	CT 251UD	CT 251UDE	TITAN 251J	TITAN 251JE	CJ 2511J	CJ R2511J	CCAP 1700-RL	CRDW-2-48
2/0	CT 251UD	CT 251UDE	TITAN 251J	TITAN 251JE	CJ 2511J	CJ R2511J	CCAP 1700-RL	CRDW-2-48
3/0	CT 251UD	CT 251UDE	TITAN 251J	TITAN 251JE	CJ 2511J	CJ R2511J	CCAP 1700-RL	CRDW-2-48
4/0	CT 251UD	CT 251UDE	TITAN UD Series	TITAN UD Series	CJ 2511J	CJ 2512J	CCAP 2750-RL	CRDW-2-48
250	CT 251UD	CT 251UDE	TITAN UD Series	TITAN UD Series	CJ 2512J	CJ 2512J	CCAP 2750-RL	CRDW-2-48
300	CT 251UD	CT 251UDE	TITAN UD Series	TITAN UD Series	CJ 2512J	CJ 2512J	CCAP 2750-RL	CRDW-2-48
350	CT 252UD	CT 252UDE	TITAN 252J	TITAN 252JE	CJ 2512J	CJ 2512J	CCAP 2750-RL	CRDW-2-48
400	CT 252UD	CT 252UDE	TITAN 252J	TITAN 252JE	CJ 2512J	CJ 2512J	CCAP 2750-RL	CRDW-3-48
500	CT 252UD	CT 252UDE	TITAN UD Series	TITAN UD Series	CJ 2512J	Special Order	CCAP 2750-RL	CRDW-3-48
600	CT 252UD	CT 252UDE	TITAN UD Series	TITAN UD Series	CJ 2513J	Special Order	CCAP 2750-RL	CRDW-3-48
750	CT 252UD	CT 252UDE	TITAN 253J	TITAN 253JE	CJ 2513J	Special Order	CCAP 2750-RL	CRDW-3-48
1000	CT 252UD	CT 252UDE	TITAN 254J	TITAN 254JE	CJ 2513J	Special Order	CCAP 2750-RL	CRDW-3-48

\* For references to **Titan UD Series** please see page 55 to select the correct TITAN size for your application.

# 1/C, 35 kV SHIELDED CABLES - COPPER TAPE

GROUNDING 345 MILS

CONDUCTOR SIZE	HEAT SHRINK TERMINATION		COLD SHRINK TERMINATION		HEAT SHRINK STRAIGHT JOINTS		END CAP	JACKET REPAIR SLEEVES
	INDOOR	OUTDOOR	INDOOR	OUTDOOR	W/TUBE	W/WRAP-AROUND		RAILED
	CT G Series		Titan G Series		CJ 20 Series			
#1	CT 351G	CT 351EG	-	-	Not Available	CJ 3521	CCAP 2050-RL	CRDW-2-48
1/0	CT 351G	CT 351EG	TITAN 351S	TITAN 351SE	Not Available	CJ 3521	CCAP 2050-RL	CRDW-2-48
2/0	CT 351G	CT 351EG	TITAN 351S	TITAN 351SE	Not Available	CJ 3521	CCAP 2050-RL	CRDW-2-48
3/0	CT 351G	CT 351EG	TITAN 351S	TITAN 351SE	Not Available	CJ 3521	CCAP 2050-RL	CRDW-2-48
4/0	CT 351G	CT 351EG	TITAN 351S	TITAN 351SE	Not Available	CJ 3521	CCAP 2050-RL	CRDW-2-48
250	CT 352G	CT 352EG	TITAN 352S	TITAN 352SE	Not Available	CJ 3522	CCAP 2750-RL	CRDW-2-48
300	CT 352G	CT 352EG	TITAN 352S	TITAN 352SE	Not Available	CJ 3522	CCAP 2750-RL	CRDW-2-48
350	CT 352G	CT 352EG	TITAN 352S	TITAN 352SE	Not Available	CJ 3522	CCAP 2750-RL	CRDW-2-48
400	CT 352G	CT 352EG	Titan G Series	Titan G Series	Not Available	CJ 3522	CCAP 2750-RL	CRDW-3-48
500	CT 352G	CT 352EG	TITAN 353S	TITAN 353SE	Not Available	CJ 3522	CCAP 2750-RL	CRDW-3-48
600	CT 352G	CT 352EG	TITAN 353S	TITAN 353SE	Not Available	CJ 3523	CCAP 2750-RL	CRDW-3-48
750	CT 352G	CT 352EG	TITAN 353S	TITAN 353SE	Not Available	CJ 3523	CCAP 2750-RL	CRDW-3-48
1000	CT 352G	CT 352EG	TITAN 354S	TITAN 354SE	Not Available	CJ 3523	CCAP 2750-RL	CRDW-3-48

\* For references to **Titan G Series** please see page 53 to select the correct TITAN size for your application.

# 1/C, 35 kV SHIELDED CABLES - DRAIN WIRE

GROUNDING 345 MILS

CONDUCTOR SIZE	HEAT SHRINK TERMINATION		COLD SHRINK TERMINATION		HEAT SHRINK STRAIGHT JOINTS		END CAP	JACKET REPAIR SLEEVE
	INDOOR	OUTDOOR	INDOOR	OUTDOOR	W/TUBE	W/WRAP-AROUND		RAILED
	CT G Series		Titan G Series		CJ 20 Series			
#1	CT 351	CT 351E	-	-	Not Available	CJ 3521W	CCAP 2050-RL	CRDW-2-48
1/0	CT 351	CT 351E	TITAN 351S	TITAN 351SE	Not Available	CJ 3521W	CCAP 2050-RL	CRDW-2-48
2/0	CT 351	CT 351E	TITAN 351S	TITAN 351SE	Not Available	CJ 3521W	CCAP 2050-RL	CRDW-2-48
3/0	CT 351	CT 351E	TITAN 351S	TITAN 351SE	Not Available	CJ 3521W	CCAP 2050-RL	CRDW-2-48
4/0	CT 351	CT 351E	TITAN 351S	TITAN 351SE	Not Available	CJ 3521W	CCAP 2050-RL	CRDW-2-48
250	CT 351	CT 351E	TITAN 352S	TITAN 352SE	Not Available	CJ 3522W	CCAP 2750-RL	CRDW-2-48
300	CT 352	CT 352E	TITAN 352S	TITAN 352SE	Not Available	CJ 3522W	CCAP 2750-RL	CRDW-2-48
350	CT 352	CT 352E	TITAN 352S	TITAN 352SE	Not Available	CJ 3522W	CCAP 2750-RL	CRDW-2-48
400	CT 352	CT 352E	Titan G Series	Titan G Series	Not Available	CJ 3522W	CCAP 2750-RL	CRDW-3-48
500	CT 352	CT 352E	TITAN 353S	TITAN 353SE	Not Available	CJ 3522W	CCAP 2750-RL	CRDW-3-48
600	CT 352	CT 352E	TITAN 353S	TITAN 353SE	Not Available	CJ 3523W	CCAP 2750-RL	CRDW-3-48
750	CT 352	CT 352E	TITAN 353S	TITAN 353SE	Not Available	CJ 3523W	CCAP 2750-RL	CRDW-3-48
1000	CT 352	CT 352E	TITAN 354S	TITAN 354SE	Not Available	CJ 3523W	CCAP 2750-RL	CRDW-3-48

\* For references to **Titan G Series** please see page 53 to select the correct TITAN size for your application.

# 1/C, 35 kV SHIELDED CABLES - UNISHIELD®

GROUNDING 345 MILS

CONDUCTOR SIZE	HEAT SHRINK TERMINATION		COLD SHRINK TERMINATION		HEAT SHRINK STRAIGHT JOINTS		END CAP	JACKET REPAIR SLEEVES
	INDOOR	OUTDOOR	INDOOR	OUTDOOR	W/TUBE	W/WRAP-AROUND		RAILED
	CT G Series		TITAN G Series		CJ 20 Series			
#1	CT 351	CT 351E	-	-	Not Available	CJ 3521W	CCAP 2050-RL	CRDW-2-48
1/0	CT 351	CT 351E	TITAN 351S	TITAN 351SE	Not Available	CJ 3521W	CCAP 2050-RL	CRDW-2-48
2/0	CT 351	CT 351E	TITAN 351S	TITAN 351SE	Not Available	CJ 3521W	CCAP 2050-RL	CRDW-2-48
3/0	CT 351	CT 351E	TITAN 351S	TITAN 351SE	Not Available	CJ 3521W	CCAP 2050-RL	CRDW-2-48
4/0	CT 351	CT 351E	TITAN 351S	TITAN 351SE	Not Available	CJ 3521W	CCAP 2050-RL	CRDW-2-48
250	CT 351	CT 351E	TITAN 352S	TITAN 352SE	Not Available	CJ 3521W	CCAP 2750-RL	CRDW-2-48
300	CT 352	CT 352E	TITAN 352S	TITAN 352SE	Not Available	CJ 3522W	CCAP 2750-RL	CRDW-2-48
350	CT 352	CT 352E	TITAN 352S	TITAN 352SE	Not Available	CJ 3522W	CCAP 2750-RL	CRDW-2-48
400	CT 352	CT 352E	Titan G Series	Titan G Series	Not Available	CJ 3522W	CCAP 2750-RL	CRDW-2-48
500	CT 352	CT 352E	TITAN 353S	TITAN 353SE	Not Available	CJ 3522W	CCAP 2750-RL	CRDW-3-48
600	CT 352	CT 352E	TITAN 353S	TITAN 353SE	Not Available	CJ 3523W	CCAP 2750-RL	CRDW-3-48
750	CT 352	CT 352E	TITAN 353S	TITAN 353SE	Not Available	CJ 3523W	CCAP 2750-RL	CRDW-3-48
1000	CT 352	CT 352E	TITAN 354S	TITAN 354SE	Not Available	CJ 3523W	CCAP 2750-RL	CRDW-3-48

\* For references to **Titan G Series** please see page 53 to select the correct TITAN size for your application.

# 1/C, 35 kV SHIELDED CABLES - LC TYPE

GROUNDING 345 MILS

CONDUCTOR SIZE	HEAT SHRINK TERMINATION		COLD SHRINK TERMINATION		HEAT SHRINK STRAIGHT JOINTS		END CAP	JACKET REPAIR SLEEVE
	INDOOR	OUTDOOR	INDOOR	OUTDOOR	W/TUBE*	W/WRAP-AROUND		RAILED
#1	CT 351LC	CT 351LCE	Consult Factory	Consult Factory	CJ 3531LCT	CJ 3531LC	CCAP 2050-RL	CRDW-2-48
1/0	CT 351LC	CT 351LCE	Consult Factory	Consult Factory	CJ 3531LCT	CJ 3531LC	CCAP 2050-RL	CRDW-2-48
2/0	CT 351LC	CT 351LCE	Consult Factory	Consult Factory	CJ 3531LCT	CJ 3531LC	CCAP 2050-RL	CRDW-2-48
3/0	CT 351LC	CT 351LCE	Consult Factory	Consult Factory	CJ 3531LCT	CJ 3531LC	CCAP 2050-RL	CRDW-2-48
4/0	CT 351LC	CT 351LCE	Consult Factory	Consult Factory	CJ 3531LCT	CJ 3531LC	CCAP 2050-RL	CRDW-2-48
250	CT 352LC	CT 352LCE	Consult Factory	Consult Factory	Not Available	CJ 3532LC	CCAP 2750-RL	CRDW-2-48
300	CT 352LC	CT 352LCE	Consult Factory	Consult Factory	Not Available	CJ 3532LC	CCAP 2750-RL	CRDW-2-48
350	CT 352LC	CT 352LCE	Consult Factory	Consult Factory	Not Available	CJ 3532LC	CCAP 2750-RL	CRDW-2-48
400	CT 352LC	CT 352LCE	Consult Factory	Consult Factory	Not Available	CJ 3532LC	CCAP 2750-RL	CRDW-3-48
500	CT 352LC	CT 352LCE	Consult Factory	Consult Factory	Not Available	CJ 3532LC	CCAP 2750-RL	CRDW-3-48
600	CT 352LC	CT 352LCE	Consult Factory	Consult Factory	Not Available	CJ 3533LC	CCAP 2750-RL	CRDW-3-48
750	CT 352LC	CT 352LCE	Consult Factory	Consult Factory	Not Available	CJ 3533LC	CCAP 2750-RL	CRDW-3-48
1000	CT 352LC	CT 352LCE	Consult Factory	Consult Factory	Not Available	CJ 3533LC	CCAP 2750-RL	CRDW-3-48

\*Special order

# 1/C, 35 kV SHIELDED CABLES - BARE CONCENTRIC NEUTRAL

GROUNDED 345 MILS

CONDUCTOR SIZE	HEAT SHRINK TERMINATION		COLD SHRINK TERMINATION		HEAT SHRINK STRAIGHT JOINTS NO JACKET	HEAT SHRINK REPAIR JOINTS NO JACKET	END CAP	JACKET REPAIR SLEEVES
	INDOOR	OUTDOOR	INDOOR	OUTDOOR				RAILED
	CT UD Series		TITAN UD Series					CJ 10 Series
#1	CT 353UD	CT 353UDE	-	-	CJ 3531	CJ R3531	CCAP 2050-RL	Not Applicable
1/0	CT 353UD	CT 353UDE	TITAN 351 B	TITAN 351 BE	CJ 3531	CJ R3531	CCAP 2050-RL	Not Applicable
2/0	CT 353UD	CT 353UDE	TITAN 351 B	TITAN 351 BE	CJ 3531	CJ R3531	CCAP 2050-RL	Not Applicable
3/0	CT 353UD	CT 353UDE	TITAN 351 B	TITAN 351 BE	CJ 3531	CJ R3531	CCAP 2050-RL	Not Applicable
4/0	CT 353UD	CT 353UDE	TITAN 351 B	TITAN 351 BE	CJ 3531	CJ R3531	CCAP 2050-RL	Not Applicable
250	CT 353UD	CT 353UDE	TITAN 351 B	TITAN 351 BE	CJ 3532	CJ R3532	CCAP 2750-RL	Not Applicable
300	CT 352UD	CT 352UDE	TITAN 351 B	TITAN 351 BE	CJ 3532	CJ R3532	CCAP 2750-RL	Not Applicable
350	CT 352UD	CT 352UDE	TITAN 352 B	TITAN 352 BE	CJ 3532	CJ R3532	CCAP 2750-RL	Not Applicable
400	CT 352UD	CT 352UDE	TITAN 352 B	TITAN 352 BE	CJ 3532	CJ R3532	CCAP 2750-RL	Not Applicable
500	CT 352UD	CT 352UDE	TITAN 352 B	TITAN 352 BE	CJ 3532	CJ R3532	CCAP 2750-RL	Not Applicable
600	CT 352UD	CT 352UDE	TITAN 353 B	TITAN 353 BE	CJ 3533	CJ R3533	CCAP 2750-RL	Not Applicable
750	CT 352UD	CT 352UDE	TITAN 353 B	TITAN 353 BE	CJ 3533	CJ R3533	CCAP 2750-RL	Not Applicable
1000	CT 352UD	CT 352UDE	TITAN 353 B	TITAN 353 BE	CJ 3533	CJ R3533	CCAP 2750-RL	Not Applicable

# 1/C, 35 kV SHIELDED CABLES - JACKETED CONCENTRIC NEUTRAL

GROUNDED 345 MILS

CONDUCTOR SIZE	HEAT SHRINK TERMINATION		COLD SHRINK TERMINATION		HEAT SHRINK STRAIGHT JOINTS w/WRAP-AROUND	HEAT SHRINK REPAIR JOINTS w/WRAP-AROUND	END CAP	JACKET REPAIR SLEEVE
	INDOOR	OUTDOOR	INDOOR	OUTDOOR				RAILED
	CT UD Series		TITAN UD Series					CJ 10 Series
#1	CT 353UD	CT 353UDE	-	-	CJ 3531J	Special Order	CCAP 2050-RL	CRDW-2-48
1/0	CT 353UD	CT 353UDE	TITAN 351J	TITAN 351JE	CJ 3531J	Special Order	CCAP 2050-RL	CRDW-2-48
2/0	CT 353UD	CT 353UDE	TITAN 351J	TITAN 351JE	CJ 3531J	Special Order	CCAP 2050-RL	CRDW-2-48
3/0	CT 353UD	CT 353UDE	TITAN 351J	TITAN 351JE	CJ 3531J	Special Order	CCAP 2050-RL	CRDW-2-48
4/0	CT 353UD	CT 353UDE	TITAN 352J	TITAN 352JE	CJ 3531J	Special Order	CCAP 2050-RL	CRDW-2-48
250	CT 352UD	CT 352UDE	TITAN 352J	TITAN 352JE	CJ 3532J	Special Order	CCAP 2750-RL	CRDW-2-48
300	CT 352UD	CT 352UDE	TITAN 352J	TITAN 352JE	CJ 3532J	Special Order	CCAP 2750-RL	CRDW-2-48
350	CT 352UD	CT 352UDE	TITAN 352J	TITAN 352JE	CJ 3532J	Special Order	CCAP 2750-RL	CRDW-2-48
400	CT 352UD	CT 352UDE	TITAN UD Series	TITAN UD Series	CJ 3532J	Special Order	CCAP 2750-RL	CRDW-3-48
500	CT 352UD	CT 352UDE	TITAN 353J	TITAN 353JE	CJ 3532J	Special Order	CCAP 2750-RL	CRDW-3-48
600	CT 352UD	CT 352UDE	TITAN 353J	TITAN 353JE	CJ3533J	Special Order	CCAP 2750-RL	CRDW-3-48
750	CT 352UD	CT 352UDE	TITAN 353J	TITAN 353JE	CJ3533J	Special Order	CCAP 2750-RL	CRDW-3-48
1000	CT 352UD	CT 352UDE	TITAN 354J	TITAN 354JE	CJ3533J	Special Order	CCAP 2750-RL	CRDW-3-48

\* For references to **Titan UD Series** please see page 55 to select the correct TITAN size for your application.

## 3/C, 600 V - 1 kV CABLES

XLP, EPR/PVC OR EPR/CSPE

CONDUCTOR SIZE	LUG SEAL*	SEALING BOOT	STRAIGHT SPLICES**	OVERALL SLEEVE	END CAP	JACKET REPAIR SLEEVES	MOTOR CONNECTION KITS	
	3 EACH	PLUS 1	3 EACH	PLUS 1		RAILED	STUB TYPE	IN-LINE TYPE
#8	CFM-0750-6	CCB-0150	CFW-0500-6	CRDW-2-24	CCAP 1700-RL	CRDW-2-48	CMTK 12V	CMTK 11L
#6	CFM-0750-6	CCB-0150	CFW-0500-6	CRDW-2-24	CCAP 1700-RL	CRDW-2-48	CMTK 12V	CMTK 11L
#4	CFM-0750-6	CCB-0150	CFW-1100-6	CRDW-2-24	CCAP 1700-RL	CRDW-2-48	CMTK 12V	CMTK 11L
#2	CFM-1100-6	CCB-0220	CFW-1100-6	CRDW-2-24	CCAP 1700-RL	CRDW-2-48	CMTK 12V	CMTK 11L
#1	CFM-1100-6	CCB-0220	CFW--1500-8	CRDW-3-36	CCAP 1700-RL	CRDW-2-48	CMTK 13V	CMTK 11L
1/0	CFM-1100-6	CCB-0220	CFW--1500-8	CRDW-3-36	CCAP 2050-RL	CRDW-2-48	CMTK 13V	CMTK 11L
2/0	CFM-1100-6	CCB-0220	CFW--1500-8	CRDW-3-36	CCAP 2050-RL	CRDW-2-48	CMTK 13V	CMTK 11L
3/0	CFM-1100-6	CCB-0220	CFW--1500-8	CRDW-3-36	CCAP 2050-RL	CRDW-2-48	CMTK 13V	CMTK 11L
4/0	CFM-1100-6	CCB-0350	CFW--1500-8	CRDW-3-36	CCAP 2050-RL	CRDW-2-48	CMTK 13V	CMTK 11L
250	CFM-1700-6	CCB-0350	CFW-2000-12	CRDW-4-48	CCAP 3500-RL	CRDW-3-48	CMTK 14V	CMTK 12L
300	CFM-1700-6	CCB-0350	CFW-2000-12	CRDW-4-48	CCAP 3500-RL	CRDW-3-48	CMTK 14V	CMTK 12L
350	CFM-1700-6	CCB-0350	CFW-2000-12	CRDW-4-48	CCAP 3500-RL	CRDW-3-48	CMTK 14V	CMTK 12L
400	CFM-1700-6	CCB-0430	CFW-2000-12	CRDW-4-48	CCAP 3500-RL	CRDW-3-48	CMTK 14V	CMTK 12L
500	CFM-1700-6	CCB-0430	CFW-2700-12	CRDW-4-48	CCAP 3500-RL	CRDW-3-48	CMTK 14V	CMTK 12L
600	CFM-2050-6	CCB-0430	CFW-2700-12	CRDW-4-48	CCAP 4700-RL	CRDW-3-48	Not Available	CMTK 12L
750	CFM-2050-6	CCB-0430	CFW-2700-12	CRDW-4-48	CCAP 4700-RL	CRDW-3-48	Not Available	CMTK 12L
1000	CFM-2050-6	CCB-0430	CFW-2700-12	CRDW-4-48	CCAP 4700-RL	CRDW-4-48	Not Available	CMTK 12L

## 3/C, ARMORED 600 V CABLES

XLP, EPR/PVC OR EPR/CSPE

CONDUCTOR SIZE	LUG SEAL*	SEALING BOOT	STRAIGHT SPLICES	END CAP	JACKET REPAIR SLEEVES	MOTOR CONNECTION KITS	
	3 EACH	PLUS 1			RAILED	STUB TYPE	IN-LINE TYPE
#8	CFM-0750-6	CCB-0150	Not Available; Consult Factory	CCAP 1700-RL	CRDW-2-48	CMTK 12V	CMTK 11L
#6	CFM-0750-6	CCB-0150	Not Available; Consult Factory	CCAP 1700-RL	CRDW-2-48	CMTK 12V	CMTK 11L
#4	CFM-0750-6	CCB-0150	Not Available; Consult Factory	CCAP 1700-RL	CRDW-2-48	CMTK 12V	CMTK 11L
#2	CFM-1100-6	CCB-0220	Not Available; Consult Factory	CCAP 1700-RL	CRDW-2-48	CMTK 12V	CMTK 11L
#1	CFM-1100-6	CCB-0220	Not Available; Consult Factory	CCAP 1700-RL	CRDW-2-48	CMTK 13V	CMTK 11L
1/0	CFM-1100-6	CCB-0220	Not Available; Consult Factory	CCAP 2050-RL	CRDW-2-48	CMTK 13V	CMTK 11L
2/0	CFM-1100-6	CCB-0220	Not Available; Consult Factory	CCAP 2050-RL	CRDW-2-48	CMTK 13V	CMTK 11L
3/0	CFM-1100-6	CCB-0220	Not Available; Consult Factory	CCAP 2050-RL	CRDW-2-48	CMTK 13V	CMTK 11L
4/0	CFM-1100-6	CCB-0350	Not Available; Consult Factory	CCAP 2050-RL	CRDW-2-48	CMTK 13V	CMTK 11L
250	CFM-1700-6	CCB-0350	Not Available; Consult Factory	CCAP 3500-RL	CRDW-3-48	CMTK 14V	CMTK 12L
300	CFM-1700-6	CCB-0350	Not Available; Consult Factory	CCAP 3500-RL	CRDW-3-48	CMTK 14V	CMTK 12L
350	CFM-1700-6	CCB-0350	Not Available; Consult Factory	CCAP 3500-RL	CRDW-3-48	CMTK 14V	CMTK 12L
400	CFM-1700-6	CCB-0430	Not Available; Consult Factory	CCAP 3500-RL	CRDW-3-48	CMTK 14V	CMTK 12L
500	CFM-1700-6	CCB-0430	Not Available; Consult Factory	CCAP 3500-RL	CRDW-3-48	CMTK 14V	CMTK 12L
600	CFM-2050-6	CCB-0430	Not Available; Consult Factory	CCAP 4700-RL	CRDW-3-48	Not Available	CMTK 12L
750	CFM-2050-6	CCB-0430	Not Available; Consult Factory	CCAP 4700-RL	CRDW-3-48	Not Available	CMTK 12L
1000	CFM-2050-6	CCB-0430	Not Available; Consult Factory	CCAP 4700-RL	CRDW-4-48	Not Available	CMTK 12L

\*CFM tubing lengths are purchased in 48 in lengths and cut to the length shown, e.g. for two each 2/0 terminal lug seals, you would cut six each 6 in pieces. Buy a CFM-Black-1100-48 and field cut six each, six inch pieces. Ground wires must be blocked and encapsulated in 2 in wide black sealant CTSB.

\*\*The CFW tubing lengths are purchased in 48 in lengths and cut to the length shown, e.g. for a 2/0 butt splice less than 4 in long you would cut six 8 in pieces to make six splices. Buy a CFW-Black-1500-48 and field cut six each, eight inch pieces. The CRDW wraparound sleeve is used to seal from jacket to jacket across the overall three conductor cable. The maximum connector length is the tubing length less 4 in, i.e. 6 in long tubes can accommodate 4 in long connectors.

# 3/C, 5 KV UNSHIELDED CABLES

90 - 115 MILS

CONDUCTOR SIZE	HEAT SHRINK TERMINATION INDOOR OR OUTDOOR	COLD SHRINK TERMINATION INDOOR OR OUTDOOR	HEAT SHRINK STRAIGHT SPLICE	END CAP	JACKET REPAIR SLEEVES	MOTOR CONNECTION KITS	
					RAILED	STUB TYPE	IN-LINE TYPE
	CT 50N3 Series	TITAN NS Series	CJ N50 Series				
#8	CT 51N3	-	CJ N351	CCAP 2050-RL	CRDW-2-48	CMTK 51V	CMTK 51L
#6	CT 51N3	-	CJ N351	CCAP 2050-RL	CRDW-2-48	CMTK 51V	CMTK 51L
#4	CT 51N3	TITAN NS Series	CJ N351	CCAP 2050-RL	CRDW-2-48	CMTK 51V	CMTK 51L
#2	CT 51N3	TITAN NS Series	CJ N351	CCAP 2050-RL	CRDW-2-48	CMTK 51V	CMTK 51L
#1	CT 51N3	TITAN NS Series	CJ N351	CCAP 2050-RL	CRDW-2-48	CMTK 52V	CMTK 51L
1/0	CT 51N3	TITAN NS Series	CJ N351	CCAP 2050-RL	CRDW-2-48	CMTK 52V	CMTK 51L
2/0	CT 51N3	TITAN NS Series	CJ N351	CCAP 2750-RL	CRDW-2-48	CMTK 52V	CMTK 51L
3/0	CT 52N3	TITAN NS Series	CJ N352	CCAP 2750-RL	CRDW-3-48	CMTK 52V	CMTK 51L
4/0	CT 52N3	TITAN NS Series	CJ N352	CCAP 2750-RL	CRDW-3-48	CMTK 52V	CMTK 51L
250	CT 52N3	TITAN NS Series	CJ N352	CCAP 2750-RL	CRDW-3-48	CMTK 52V	CMTK 51L
300	CT 52N3	TITAN NS Series	CJ N352	CCAP 3500-RL	CRDW-3-48	CMTK 53V	CMTK 52L
350	CT 52N3	TITAN NS Series	CJ N352	CCAP 3500-RL	CRDW-3-48	CMTK 53V	CMTK 52L
400	CT 52N3	TITAN NS Series	CJ N353	CCAP 3500-RL	CRDW-3-48	CMTK 53V	CMTK 52L
500	CT 52N3	TITAN NS Series	CJ N353	CCAP 3500-RL	CRDW-3-48	CMTK 53V	CMTK 52L
600	CT 53N3	TITAN NS Series	CJ N353	CCAP 4700-RL	CRDW-3-48	CMTK 53V	CMTK 52L
750	CT 53N3	TITAN NS Series	CJ N353	CCAP 4700-RL	CRDW-4-48	CMTK 53V	CMTK 52L
1000	CT 53N3	TITAN NS Series	CJ N353	CCAP 4700-RL	CRDW-4-48	CMTK 53V	CMTK 52L

\* For references to **Titan NS Series** please see page 57 to select the correct TITAN size for your application.

# 3/C, ARMORED 5 KV UNSHIELDED CABLES

90 - 115 MILS

CONDUCTOR SIZE	HEAT SHRINK TERMINATION INDOOR OR OUTDOOR	COLD SHRINK TERMINATION INDOOR OR OUTDOOR	HEAT SHRINK STRAIGHT SPLICE	END CAP	JACKET REPAIR SLEEVES	MOTOR CONNECTION KITS	
					RAILED	STUB TYPE	IN-LINE TYPE
	CT 50N3 Series	TITAN NS Series	CJ N50 Series				
#8	CT 51N3	-	CJ N3A51	CCAP 0750-RL	CRDW-3-48	CMTK 51V	CMTK 51L
#6	CT 51N3	-	CJ N3A51	CCAP 0750-RL	CRDW-3-48	CMTK 51V	CMTK 51L
#4	CT 51N3	-	CJ N3A51	CCAP 0750-RL	CRDW-3-48	CMTK 51V	CMTK 51L
#2	CT 51N3	TITAN NS plus	CJ N3A51	CCAP 0750-RL	CRDW-3-48	CMTK 51V	CMTK 51L
#1	CT 51N3	TITAN 3/C	CJ N3A51	CCAP 0750-RL	CRDW-3-48	CMTK 52V	CMTK 51L
1/0	CT 51N3	Mod Series	CJ N3A51	CCAP 0750-RL	CRDW-3-48	CMTK 52V	CMTK 51L
2/0	CT 51N3	↓	CJ N3A51	CCAP 1500-RL	CRDW-3-48	CMTK 52V	CMTK 51L
3/0	CT 52N3		CJ N3A52	CCAP 1500-RL	CRDW-3-48	CMTK 52V	CMTK 51L
4/0	CT 52N3		CJ N3A52	CCAP 1500-RL	CRDW-3-48	CMTK 52V	CMTK 51L
250	CT 52N3		CJ N3A52	CCAP 1500-RL	CRDW-4-48	CMTK 52V	CMTK 51L
300	CT 52N3		CJ N3A52	CCAP 1500-RL	CRDW-4-48	CMTK 53V	CMTK 52L
350	CT 52N3		CJ N3A52	CCAP 1500-RL	CRDW-4-48	CMTK 53V	CMTK 52L
400	CT 52N3		CJ N3A53	CCAP 1500-RL	CRDW-4-48	CMTK 53V	CMTK 52L
500	CT 52N3		CJ N3A53	CCAP 2050-RL	CRDW-4-48	CMTK 53V	CMTK 52L
600	CT 53N3		CJ N3A53	CCAP 2050-RL	CRDW-4-48	CMTK 53V	CMTK 52L
750	CT 53N3		CJ N3A53	CCAP 2050-RL	CRDW-4-48	CMTK 53V	CMTK 52L
1000	CT 53N3	CJ N3A53	CCAP 2050-RL	CRDW-4-48	CMTK 53V	CMTK 52L	

\* For references to **Titan NS Series** please see page 57 to select the correct TITAN size for your application.

# 3/C, TAPE SHIELDED 5 KV CABLES

90 MILS GROUNDED, 115 MILS UNGROUNDED

CONDUCTOR SIZE	3/C HEAT SHRINK TERMINATION		3/C COLD SHRINK TERMINATION		HEAT SHRINK STRAIGHT JOINT	END CAP STORAGE ONLY	JACKET REPAIR SLEEVE	MOTOR CONNECTION KITS	
	INDOOR - NO BOOT	OUTDOOR - WITH BOOT	INDOOR - NO BOOT	OUTDOOR - WITH BOOT			RAILED	STUB TYPE	IN-LINE TYPE
	CT 3G Series		TITAN G Series		CJ 320 Series				
#8	CT 3X081G	CT 3B081EG	TITAN G Series	TITAN G Series	CJ 3821	CCAP 2750-RL	CRDW-2-48	CMTK 51V	CMTK 51L
#6	CT 3X081G	CT 3B081EG	plus	plus	CJ 3821	CCAP 2750-RL	CRDW-2-48	CMTK 51V	CMTK 51L
#4	CT 3X081G	CT 3B081EG	TITAN 3/C	TITAN 3/C	CJ 3821	CCAP 2750-RL	CRDW-2-48	CMTK 51V	CMTK 51L
#2	CT 3X081G	CT 3B081EG	Mod Series	Mod Series	CJ 3821	CCAP 2750-RL	CRDW-2-48	CMTK 51V	CMTK 51L
#1	CT 3X081G	CT 3B081EG			CJ 3821	CCAP 2750-RL	CRDW-2-48	CMTK 52V	CMTK 51L
1/0	CT 3X082G	CT 3B082EG			CJ 3821	CCAP 2750-RL	CRDW-2-48	CMTK 52V	CMTK 51L
2/0	CT 3X082G	CT 3B082EG			CJ 3821	CCAP 2750-RL	CRDW-2-48	CMTK 52V	CMTK 51L
3/0	CT 3X082G	CT 3B082EG			CJ 3822	CCAP 2750-RL	CRDW-3-48	CMTK 52V	CMTK 51L
4/0	CT 3X082G	CT 3B082EG			CJ 3822	CCAP 3500-RL	CRDW-3-48	CMTK 52V	CMTK 51L
250	CT 3X082G	CT 3B082EG			CJ 3822	CCAP 3500-RL	CRDW-3-48	CMTK 52V	CMTK 51L
300	CT 3X083G	CT 3B083EG			CJ 3822	CCAP 3500-RL	CRDW-3-48	CMTK 53V	CMTK 52L
350	CT 3X083G	CT 3B083EG			CJ3823	CCAP 3500-RL	CRDW-3-48	CMTK 53V	CMTK 52L
400	CT 3X083G	CT 3B083EG			CJ3823	CCAP 3500-RL	CRDW-3-48	CMTK 53V	CMTK 52L
500	CT 3X083G	CT 3B083EG			CJ3823	CCAP 3500-RL	CRDW-3-48	CMTK 53V	CMTK 52L
600	CT 3X084G	CT 3B084EG			CJ3823	CCAP 3500-RL	CRDW-3-48	CMTK 53V	CMTK 52L
750	CT 3X084G	CT 3B084EG			CJ3823	CCAP 4700-RL	CRDW-4-48	CMTK 53V	CMTK 52L
1000	CT 3X084G	CT 3B084EG			CJ3824	CCAP 4700-RL	CRDW-4-48	CMTK 53V	CMTK 52L

\* For references to **Titan G Series** please see page 53 to select the correct TITAN size for your application.

# 3/C, ARMORED TAPE SHIELDED 5 KV CABLES

90 MILS GROUNDED, 115 MILS UNGROUNDED

CONDUCTOR SIZE	3/C HEAT SHRINK TERMINATION		3/C COLD SHRINK TERMINATION		HEAT SHRINK ARMORED JOINT	END CAP STORAGE ONLY	JACKET REPAIR SLEEVE	MOTOR CONNECTION KITS	
	INDOOR - NO BOOT	OUTDOOR - WITH BOOT	INDOOR - NO BOOT	OUTDOOR - WITH BOOT			RAILED	STUB TYPE	IN-LINE TYPE
	CT 3G Series		TITAN G Series		CJ 3A20 Series				
#8	CT 3X081G	CT 3B081EG	TITAN G Series	TITAN G Series	CJ 3A821	CCAP 2750-RL	CRDW-3-48	CMTK 51V	CMTK 51L
#6	CT 3X081G	CT 3B081EG	plus	plus	CJ 3A821	CCAP 2750-RL	CRDW-3-48	CMTK 51V	CMTK 51L
#4	CT 3X081G	CT 3B081EG	TITAN 3/C	TITAN 3/C	CJ 3A821	CCAP 2750-RL	CRDW-3-48	CMTK 51V	CMTK 51L
#2	CT 3X081G	CT 3B081EG	Mod Series	Mod Series	CJ 3A821	CCAP 2750-RL	CRDW-3-48	CMTK 51V	CMTK 51L
#1	CT 3X081G	CT 3B081EG			CJ 3A821	CCAP 2750-RL	CRDW-3-48	CMTK 52V	CMTK 51L
1/0	CT 3X082G	CT 3B082EG			CJ 3A821	CCAP 2750-RL	CRDW-3-48	CMTK 52V	CMTK 51L
2/0	CT 3X082G	CT 3B082EG			CJ 3A821	CCAP 3500-RL	CRDW-3-48	CMTK 52V	CMTK 51L
3/0	CT 3X082G	CT 3B082EG			CJ 3A822	CCAP 3500-RL	CRDW-3-48	CMTK 52V	CMTK 51L
4/0	CT 3X082G	CT 3B082EG			CJ 3A822	CCAP 3500-RL	CRDW-3-48	CMTK 52V	CMTK 51L
250	CT 3X082G	CT 3B082EG			CJ 3A822	CCAP 3500-RL	CRDW-4-48	CMTK 52V	CMTK 51L
300	CT 3X083G	CT 3B083EG			CJ 3A822	CCAP 3500-RL	CRDW-4-48	CMTK 53V	CMTK 52L
350	CT 3X083G	CT 3B083EG			CJ 3A823	CCAP 3500-RL	CRDW-4-48	CMTK 53V	CMTK 52L
400	CT 3X083G	CT 3B083EG			CJ 3A823	CCAP 3500-RL	CRDW-4-48	CMTK 53V	CMTK 52L
500	CT 3X083G	CT 3B083EG			CJ 3A823	CCAP 3500-RL	CRDW-4-48	CMTK 53V	CMTK 52L
600	CT 3X084G	CT 3B084EG			CJ 3A823	CCAP 4700-RL	CRDW-4-48	CMTK 53V	CMTK 52L
750	CT 3X084G	CT 3B084EG			CJ 3A823	CCAP 4700-RL	CRDW-4-48	CMTK 53V	CMTK 52L
1000	CT 3X084G	CT 3B084EG			CJ 3A824	CCAP 4700-RL	CRDW-4-48	CMTK 53V	CMTK 52L

\* For references to **Titan G Series** please see page 53 to select the correct TITAN size for your application.

\*Three conductor terminations can be supplied with a boot (CT 3B08xG for indoor and CT 3B08xEG for outdoor) for a totally sealed system. They can also be ordered without a boot when a totally sealed system is not desired or when other means are used to seal the outer jacket of the cable, such as a TECK connector JAG type connector or other sealing glands are used. For that application use CT 3X08xG for indoor and CT 3X08xEG for outdoor.

# 3/C, TAPE SHIELDED 15 kV CABLES

175 MILS GROUNDED, 220 MILS UNGROUNDED

CONDUCTOR SIZE	3/C HEAT SHRINK TERMINATION		3/C COLD SHRINK TERMINATION		HEAT SHRINK STRAIGHT JOINT	END CAP STORAGE ONLY	JACKETED REPAIR SLEEVES
	INDOOR - NO BOOT	OUTDOOR - WITH BOOT	INDOOR - NO BOOT	OUTDOOR - WITH BOOT			RAILED
	CT 3G Series		TITAN G Series		CJ 320 Series		
#4	CT 3X151G	CT 3B151EG	TITAN G Series	TITAN G Series	CJ 31521	CCAP 3500-RL	CRDW-3-48
#2	CT 3X151G	CT 3B151EG	plus	plus	CJ 31521	CCAP 3500-RL	CRDW-3-48
#1	CT 3X151G	CT 3B151EG	TITAN 3/C	TITAN 3/C	CJ 31521	CCAP 3500-RL	CRDW-3-48
1/0	CT 3X151G	CT 3B151EG	Mod Series	Mod Series	CJ 31521	CCAP 3500-RL	CRDW-3-48
2/0	CT 3X151G	CT 3B151EG			CJ 31521	CCAP 3500-RL	CRDW-3-48
3/0	CT 3X151G	CT 3B151EG			CJ 31521	CCAP 3500-RL	CRDW-3-48
4/0	CT 3X151G	CT 3B151EG			CJ 31521	CCAP 3500-RL	CRDW-3-48
250	CT 3X152G	CT 3B152EG			CJ 31522	CCAP 4700-RL	CRDW-4-48
300	CT 3X152G	CT 3B152EG			CJ 31522	CCAP 4700-RL	CRDW-4-48
350	CT 3X152G	CT 3B152EG			CJ 31522	CCAP 4700-RL	CRDW-4-48
400	CT 3X153G	CT 3B153EG			CJ 31522	CCAP 4700-RL	CRDW-4-48
500	CT 3X153G	CT 3B153EG			CJ 31523	CCAP 4700-RL	CRDW-4-48
600	CT 3X153G	CT 3B153EG			CJ 31523	CCAP 4700-RL	CRDW-4-48
750	CT 3X153G	CT 3B153EG			CJ 31523	CCAP 4700-RL	CRDW-4-48
1000	CT 3X153G	CT 3B153EG			CJ 31524	CCAP 4700-RL	CRDW-4-48

\* For references to **Titan G Series** please see page 53 to select the correct TITAN size for your application.

# 3/C, ARMORED TAPE SHIELDED 15 kV CABLES

175 MILS GROUNDED, 220 MILS UNGROUNDED

CONDUCTOR SIZE	3/C HEAT SHRINK TERMINATION		3/C COLD SHRINK TERMINATION		HEAT SHRINK ARMORED JOINT	END CAP STORAGE ONLY	JACKET REPAIR SLEEVES
	INDOOR - NO BOOT	OUTDOOR - WITH BOOT	INDOOR - NO BOOT	OUTDOOR - WITH BOOT			RAILED
	CT 3G Series		TITAN G Series		CJ 3A20 Series		
#4	CT 3X151G	CT 3B151EG	TITAN G Series	TITAN G Series	CJ 3A1521	CCAP 3500-RL	CRDW-3-48
#2	CT 3X151G	CT 3B151EG	plus	plus	CJ 3A1521	CCAP 3500-RL	CRDW-3-48
#1	CT 3X151G	CT 3B151EG	TITAN 3/C	TITAN 3/C	CJ 3A1521	CCAP 3500-RL	CRDW-3-48
1/0	CT 3X151G	CT 3B151EG	Mod Series	Mod Series	CJ 3A1521	CCAP 3500-RL	CRDW-3-48
2/0	CT 3X151G	CT 3B151EG			CJ 3A1521	CCAP 3500-RL	CRDW-3-48
3/0	CT 3X151G	CT 3B151EG			CJ 3A1521	CCAP 3500-RL	CRDW-3-48
4/0	CT 3X151G	CT 3B151EG			CJ 3A1521	CCAP 3500-RL	CRDW-3-48
250	CT 3X152G	CT 3B152EG			CJ 3A1522	CCAP 4700-RL	CRDW-4-48
300	CT 3X152G	CT 3B152EG			CJ 3A1522	CCAP 4700-RL	CRDW-4-48
350	CT 3X152G	CT 3B152EG			CJ 3A1522	CCAP 4700-RL	CRDW-4-48
400	CT 3X153G	CT 3B153EG			CJ 3A1522	CCAP 4700-RL	CRDW-4-48
500	CT 3X153G	CT 3B153EG			CJ 3A1523	CCAP 4700-RL	CRDW-4-48
600	CT 3X153G	CT 3B153EG			CJ 3A1523	CCAP 4700-RL	CRDW-4-48
750	CT 3X153G	CT 3B153EG			CJ 3A1523	CCAP 4700-RL	CRDW-4-48
1000	CT 3X153G	CT 3B153EG			CJ 3A1524	CCAP 4700-RL	CRDW-4-48

\* For references to **Titan G Series** please see page 53 to select the correct TITAN size for your application.

\*Three conductor terminations can be supplied with a boot (CT 3B15xG for indoor and CT 3B15xEG for outdoor) for a totally sealed system. They can also be ordered without a boot when a totally sealed system is not desired or when other means are used to seal the outer jacket of the cable, such as a TECK connector JAG type connector or other sealing glands are used. For that application use CT 3X15xG for indoor and CT 3X15xEG for outdoor.

# 3/C, TAPE SHIELDED 25 - 28 KV CABLES

260 - 280 MILS GROUNDED

CONDUCTOR SIZE	3/C HEAT SHRINK TERMINATION		STRAIGHT JOINT	END CAP STORAGE ONLY	JACKETED REPAIR SLEEVES
	INDOOR - NO BOOT	OUTDOOR - WITH BOOT			RAILED
	CT 3G Series		CJ 320 Series		
#1	CT 3X251G	CT 3B251EG	CJ 32521	CCAP 3500-RL	CRDW-4-48
1/0	CT 3X251G	CT 3B251EG	CJ 32521	CCAP 3500-RL	CRDW-4-48
2/0	CT 3X251G	CT 3B251EG	CJ 32521	CCAP 3500-RL	CRDW-4-48
3/0	CT 3X251G	CT 3B251EG	CJ 32521	CCAP 3500-RL	CRDW-4-48
4/0	CT 3X251G	CT 3B251EG	CJ 32521	CCAP 3500-RL	CRDW-4-48
250	CT 3X251G	CT 3B251EG	CJ 32522	CCAP 3500-RL	CRDW-4-48
300	CT 3X251G	CT 3B251EG	CJ 32522	CCAP 4700-RL	CRDW-4-48
350	CT 3X252G	CT 3B252EG	CJ 32522	CCAP 4700-RL	CRDW-4-48
400	CT 3X252G	CT 3B252EG	CJ 32522	CCAP 4700-RL	CRDW-4-48
500	CT 3X252G	CT 3B252EG	CJ 32522	CCAP 4700-RL	CRDW-4-48
600	CT 3X252G	CT 3B252EG	CJ 32523	CCAP 4700-RL	CRDW-4-48
750	CT 3X252G	CT 3B252EG	CJ 32523	CCAP 4700-RL	CRDW-4-48
1000	CT 3X252G	CT 3B252EG	CJ 32523	CCAP 4700-RL	CRDW-4-48

# 3/C, ARMORED TAPE SHIELDED 25 - 28 KV CABLES

260 - 280 MILS GROUNDED

CONDUCTOR SIZE	3/C HEAT SHRINK TERMINATION		ARMORED JOINT	END CAP STORAGE ONLY	JACKET REPAIR SLEEVES
	INDOOR - NO BOOT	OUTDOOR - WITH BOOT			RAILED
	CT 3G Series		CJ 3A20 Series		
#1	CT 3X251G	CT 3B251EG	CJ 3A2521	CCAP 3500-RL	CRDW-4-48
1/0	CT 3X251G	CT 3B251EG	CJ 3A2521	CCAP 3500-RL	CRDW-4-48
2/0	CT 3X251G	CT 3B251EG	CJ 3A2521	CCAP 3500-RL	CRDW-4-48
3/0	CT 3X251G	CT 3B251EG	CJ 3A2521	CCAP 3500-RL	CRDW-4-48
4/0	CT 3X251G	CT 3B251EG	CJ 3A2521	CCAP 3500-RL	CRDW-4-48
250	CT 3X251G	CT 3B251EG	CJ 3A2522	CCAP 4700-RL	CRDW-4-48
300	CT 3X251G	CT 3B251EG	CJ 3A2522	CCAP 4700-RL	CRDW-4-48
350	CT 3X252G	CT 3B252EG	CJ 3A2522	CCAP 4700-RL	CRDW-4-48
400	CT 3X252G	CT 3B252EG	CJ 3A2522	CCAP 4700-RL	CRDW-4-48
500	CT 3X252G	CT 3B252EG	CJ 3A2522	CCAP 4700-RL	CRDW-4-48
600	CT 3X252G	CT 3B252EG	CJ 3A2523	CCAP 4700-RL	CRDW-4-48
750	CT 3X252G	CT 3B252EG	CJ 3A2523	CCAP 4700-RL	CRDW-4-48
1000	CT 3X252G	CT 3B252EG	CJ 3A2523	CCAP 4700-RL	CRDW-4-48

\*Three conductor terminations can be supplied with a boot (CT 3B25xG for indoor and CT 3B25xEG for outdoor) for a totally sealed system. They can also be ordered without a boot when a totally sealed system is not desired or when other means are used to seal the outer jacket of the cable, such as a TECK connector JAG type connector or other sealing glands are used. For that application use CT 3X25xG for indoor and CT 3X25xEG for outdoor.

# 3/C, TAPE SHIELDED 35 kV CABLES

345 MILS GROUNDED

CONDUCTOR SIZE	3/C HEAT SHRINK TERMINATION		STRAIGHT JOINTS	END CAP STORAGE ONLY	JACKETED REPAIR SLEEVES
	INDOOR - NO BOOT	OUTDOOR - WITH BOOT			RAILED
	CT 3G Series		CJ 320 Series		
#1	CT 3X351G	CT 3B351EG	CJ 33521	CCAP 4700-RL	CRDW-4-48
1/0	CT 3X351G	CT 3B351EG	CJ 33521	CCAP 4700-RL	CRDW-4-48
2/0	CT 3X351G	CT 3B351EG	CJ 33521	CCAP 4700-RL	CRDW-4-48
3/0	CT 3X351G	CT 3B351EG	CJ 33521	CCAP 4700-RL	CRDW-4-48
4/0	CT 3X351G	CT 3B351EG	CJ 33522	CCAP 4700-RL	CRDW-4-48
250	CT 3X351G	CT 3B351EG	CJ 33522	CCAP 4700-RL	CRDW-5-48
300	CT 3X351G	CT 3B351EG	CJ 33522	CCAP 4700-RL	CRDW-5-48
350	CT 3X352G	CT 3B352EG	CJ 33522	CCAP 4700-RL	CRDW-5-48
400	CT 3X352G	CT 3B352EG	CJ 33522	CCAP 4700-RL	CRDW-5-48
500	CT 3X352G	CT 3B352EG	CJ 33522	CCAP 4700-RL	CRDW-5-48
600	CT 3X352G	CT 3B352EG	CJ 33523	Not Available	CRDW-5-48
750	CT 3X352G	CT 3B352EG	CJ 33523	Not Available	CRDW-5-48
1000	CT 3X352G	CT 3B352EG	CJ 33523	Not Available	CRDW-5-48

# 3/C, ARMORED TAPE SHIELDED 35 kV CABLES

345 MILS GROUNDED

CONDUCTOR SIZE	3/C HEAT SHRINK TERMINATION		ARMORED JOINTS	END CAP STORAGE ONLY	JACKET REPAIR SLEEVES
	INDOOR - NO BOOT	OUTDOOR - WITH BOOT			RAILED
	CT 3G Series		CJ 3A20 Series		
#1	CT 3X351G	CT 3B351EG	CJ 3A3521	CCAP 4700-RL	CRDW-4-48
1/0	CT 3X351G	CT 3B351EG	CJ 3A3521	CCAP 4700-RL	CRDW-4-48
2/0	CT 3X351G	CT 3B351EG	CJ 3A3521	CCAP 4700-RL	CRDW-4-48
3/0	CT 3X351G	CT 3B351EG	CJ 3A3521	CCAP 4700-RL	CRDW-4-48
4/0	CT 3X351G	CT 3B351EG	CJ 3A3522	CCAP 4700-RL	CRDW-4-48
250	CT 3X352G	CT 3B352EG	CJ 3A3522	CCAP 4700-RL	CRDW-5-48
300	CT 3X352G	CT 3B352EG	CJ 3A3522	CCAP 4700-RL	CRDW-5-48
350	CT 3X352G	CT 3B352EG	CJ 3A3522	CCAP 4700-RL	CRDW-5-48
400	CT 3X352G	CT 3B352EG	CJ 3A3522	CCAP 4700-RL	CRDW-5-48
500	CT 3X352G	CT 3B352EG	CJ 3A3522	CCAP 4700-RL	CRDW-5-48
600	CT 3X352G	CT 3B352EG	CJ 3A3523	Not Available	CRDW-5-48
750	CT 3X352G	CT 3B352EG	CJ 3A3523	Not Available	CRDW-5-48
1000	CT 3X352G	CT 3B352EG	CJ 3A3523	Not Available	CRDW-5-48

\*Three conductor terminations can be supplied with a boot (CT 3B35xG for indoor and CT 3B35xEG for outdoor) for a totally sealed system. They can also be ordered without a boot when a totally sealed system is not desired or when other means are used to seal the outer jacket of the cable, such as a TECK connector JAG type connector or other sealing glands are used. For that application use CT 3X35xG for indoor and CT 3X35xEG for outdoor.